

Hi everyone,

I hope you are all safe and well. Below is the suggested work for this week. There is no pressure to complete all the activities. Please only do what you can as a family. There will be some activities on Seesaw to complete if you wish. As always if I can help in any way please let me know.

Kim Rust

Monday	Tuesday	Wednesday	Thursday	Friday
Oral Language poster	Oral Language poster	Oral Language Poster	Oral Language song	Catch up Friday
Jolly Phonics Seesaw link – Activity ‘h’	Jolly Phonics Seesaw link – Activity ‘r’	Jolly Phonics Seesaw link – Activity ‘m’	Jolly Phonics Seesaw link – Activity ‘d’	Feel Good Friday Check the grid for an activity.
Word box 8 Audio on Seesaw	Word box 8 Audio on Seesaw	Word box 8 Audio on Seesaw	Word box 8 Audio on Seesaw	
Words & Reading Book vocab Up and away	Words & Reading • Book vocab • Up and away	Words & Reading • Book vocab • Up and away	Words & Reading • Book vocab • Up and away	
Writing – z	Writing – z	Writing – z Pg 26 Just Handwriting	Writing – Revision letters v/w	
Gaeilge vocabulary	Gaeilge vocabulary	Maths – Planet Maths PRACTICE BOOK pg34	Maths – Planet Maths pg35 PRACTICE BOOK Seesaw link	
Maths – Planet Maths pg 118	Maths – Planet Maths pg 119	Religion Summer	SPHE Water Safety	
Music – song Under the sea Seesaw link	SESE – The Seashore	-		

Monday 8th June

We will start with our gonoodle song to wake us up! Make some noise

https://www.youtube.com/watch?v=6QObE0zvN_E

Literacy-Oral Language

Continued work on our poster - At the airport



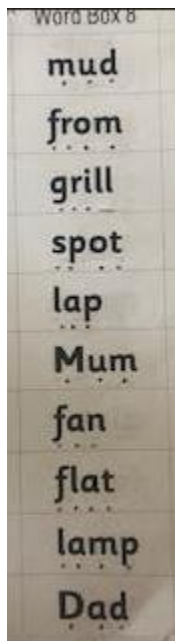
1. Where do you think the family is? (*At the airport*)
2. How do we know? (*Suitcases; luggage; luggage trolley; passport; boarding pass; check-in counter*)
3. Why are they at the airport? (*They are going on holidays*)
4. Do we always go to the airport when we are going on holidays? (*If we are going to another country by aeroplane*)
5. How do you think they feel? (*Excited, happy, delighted*) Why? (*Going on holidays; it is fun to go on a plane high up above the clouds*)

Phonics (Seesaw Link)

This week we will have a daily activity on Seesaw based on a sound each day.
Today's sound is 'h'

Word Box (Seesaw Link)

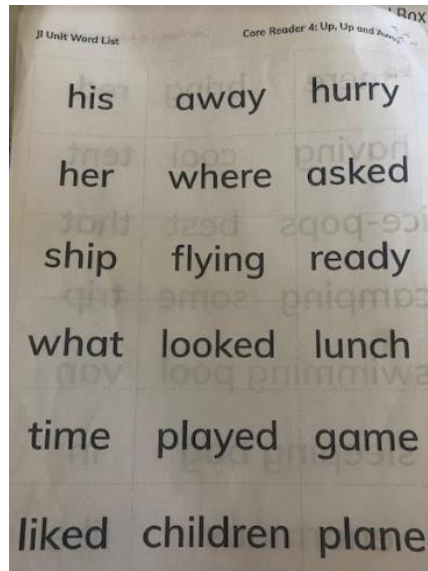
When beginning the word box - sound out each letter and then combine to make the word -
Say it first for your child and ask her to repeat.



Core Reader Words

You can access this book if you log into folens.ie Password: Folens20 - starlight - Junior Infants - core reader 4

CORE READER 4 - Up and Away- word list for this book is in the stapled pages in your child's folder. I have taken a photo of the pages in the book for you to read.



Today's Tricky Word

Listen to another TRICKY WORDS SONG 2 - you will like it!

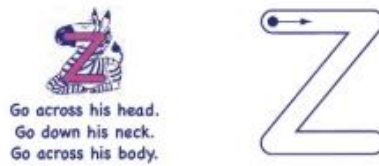
<https://www.youtube.com/watch?v=TvMyssfAUx0>

did

- Please write out the new tricky words 3 times or try out the picture below.
- Go on a word hunt to see if you can find the new tricky words in a different book or magazine.
- Try and say a sentence with the new tricky words
- I did my work.

Handwriting

Our new letter is



(screenshot cjfallon)


- Use a blank piece of paper and encourage your child to make the correct formation of the letter z

Gaeilge -

A little bit of Irish to keep the girls going. Very simple words from our next story. I have tried to pronounce the words phonetically at the side to help if needed. (screenshot - cjfallon)



Ina chodladh (in a culaa)



traein



bronntanas(brun-tan-us)



Teileafón(telafon)

Maths



Continued work on addition (combining).

You can try this game if you like -

<https://www.topmarks.co.uk/addition/robot-addition>

See page below in Planet Maths book - available on folens.ie pg 118

Write the numbers. Add.

	and		make	<input type="text"/>
<input type="text"/>	and	<input type="text"/>	make	<input type="text"/>
<input type="text"/>	and	<input type="text"/>	make	<input type="text"/>
<input type="text"/>	and	<input type="text"/>	make	<input type="text"/>
<input type="text"/>	and	<input type="text"/>	make	<input type="text"/>

18

Sound Strand Link Number Strand Link Addition of Number Combines sets of objects

Music (Seesaw Link)

Listen to the following clip of another of my favourite songs. It is from the film *The Little Mermaid*.

When you listen to the song try and sing 'under the sea'

Hope you enjoy the song. https://www.youtube.com/watch?v=GC_mV1IpiWA



Tuesday 9th June

We will start with our gonoodle song to wake us up!

<https://www.youtube.com/watch?v=MAp7TYPYcc>

Literacy-Oral Language -

Look at our poster for this week 'The Airport'. (screenshot Folens.ie)



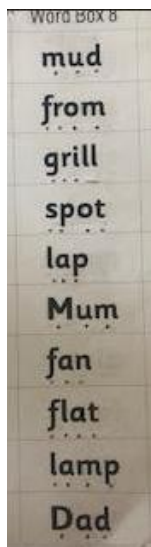
1. What do we call people travelling on an aeroplane?
(*passengers*)
2. Look at the people at the bottom of the poster. Where do you think they might be going? (*Somewhere sunny*)
How do you know? (*Sunhat, sunglasses, light summer clothing*)
3. What is the little boy looking at? (*An aeroplane*)
4. Where is the aeroplane? (*On the tarmac*)
5. Where will it go to take off? (*The runway*)
6. Who will tell the pilot when it is time for the plane to take off? Who will guide the plane? (*The people in the control tower*)

Phonics (Seesaw Link)

This week we will have a daily activity on Seesaw based on a sound each day.
Today's sound is 'r'

Word Box (Seesaw Link)

When beginning the word box - sound out each letter and then combine to make the word -
Say it first for your child and ask her to repeat.



Core Reader Words

You can access this book if you log into folens.ie Password: Folens20 - starlight - Junior Infants -
core reader 4



J1 Unit Word List Core Reader 4: Up, Up and Away!

his	away	hurry
her	where	asked
ship	flying	ready
what	looked	lunch
time	played	game
liked	children	plane

Today's Tricky Word

Listen to another TRICKY WORDS SONG 2 - you will like it!


<https://www.youtube.com/watch?v=TvMyssfAUx0>

not

- Please write out the new tricky words 3 times or try out the picture below.
- Go on a word hunt to see if you can find the new tricky words in a different book or magazine.
- Try and say a sentence with the new tricky words
My sentence: I did not like the ice cream.

Handwriting

Our new letter is z



(screenshot cjfallon)


- Use a blank piece of paper and encourage your child to make the correct formation of the letter w

Gaeilge -

A little bit of Irish to keep the girls going. Very simple words from our next story. I have tried to pronounce the words phonetically at the side to help if needed. (screenshot - cjfallon pg 61 book



Ina chodladh



traein



branntanas



teileafón

Céim ar Chéim A

Cuimhneáil na dílínneora:

- Tírseáil Níamh ina cúlraibh.
- Tírseáil Níamh ina gceol.
- Tírseáil Níamh níos Mairtín ag síneadh.
- Tírseáil Níamh níos cianmairtín.
- Tírseáil Níamh ina eilínibh.
- Tírseáil Níamh níos Gíoch ag síneadh.

Dathacha na píosaí:

Alainn:

- "Is Níamh ina cúlraibh?"
- "Is Níamh ina gceol?"
- "Is Níamh níos Mairtín ag síneadh?"
- "Is Níamh níos cianmairtín?"
- "Is Níamh ina eilínibh?"
- "Is Níamh níos Gíoch ag síneadh?"

Maths

Continued work on addition (combining).

You can try this game if you like -

<https://www.topmarks.co.uk/addition/robot-addition>

See page below in Planet Maths book - available on folens.ie pg 117

Write the numbers. Add.

and make

and make

and make

and make

and make

119

SESE (seesaw link) - The Seashore

The seashore is a great place to be. A sandy seashore is the best. Kids can run and play on the soft sand with bare feet and they can make sand castles.

The waves of the sea are always breaking on the seashore. Sometimes the waves are big and some come crashing onto the beach and then others are like little ripples.

When walking on the beach you might find some of these:



You may find a crab walking sideways on the beach or see it under the water. It has a hard back, eight legs and two pincers.



A starfish is a little sea creature which you may find in a rock pool. It is shaped like a star with five points.



Sea Anemones are flower like creatures which you will find stuck in rocks, usually under water. They have tentacles to catch tiny water animals for food.



Limpets live in shells shaped like pointed little hats. They stick firmly to a rock above or below the water.



Mussels live in long greyish-blue shells, and you will find them in rocks usually below the water. Some people like to eat mussels for their dinner!

Next time you are at the beach keep your eye out for some of these creatures!

Wednesday 10th June

We will start with our gonoodle song to wake us up! I'm still standing

<https://family.gonoodle.com/activities/im-still-standing>

Literacy-Oral Language -

Look at our poster for this week 'The Airport'. (screenshot Folens.ie)



Now focus on the pilot and air hostess. Ask children the following questions:

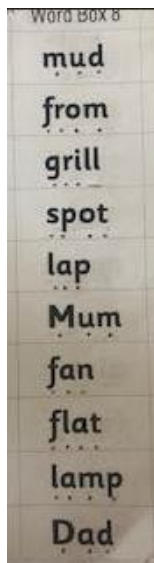
1. Who do you think these people are? (*Pilot and air hostess*) How do you know?
(*Uniform, luggage, peaked cap*)
2. What does the pilot do (*Flies the aeroplane*)
3. What do we call the pilot? (*Captain*)
4. What does the air hostess do? (*Takes care of the passengers; gets the plane ready for take-off and landing; serves beverages/drinks and snacks*)

Phonics (Seesaw Link)

This week we will have a daily activity on Seesaw based on a sound each day.
Today's sound is 'k'

Word Box (Seesaw Link)

When beginning the word box - sound out each letter and then combine to make the word -
Say it first for your child and ask her to repeat.



Core Reader Words

You can access this book if you log into folens.ie Password: Folens20 - starlight - Junior Infants - core reader 4



Today's Tricky Word

Listen to another TRICKY WORDS SONG 2 - you will like it!

<https://www.youtube.com/watch?v=TvMyssfAUx0>

could

- Please write out the new tricky words 3 times or try out the picture below.
- Go on a word hunt to see if you can find the new tricky words in a different book or magazine.
- Try and say a sentence with the new tricky words
My sentence: I could not do my work.

Handwriting

Just Handwriting pg 26

Maths

Planet Maths Practice book pg 34

Religion- Water- Book access - trial@growinlove.ie – PW - growinlove

Our next lesson in Grow in Love - Summer

Watch the video below and chat about signs of summer.

<https://app.growinlove.ie/en/user/lesson-resources/66>

Summer
Write the words.

66
Thank you, God, for
Summertime
With sunshine bright all day
Because the days are longer
We've got lots of time to play

Thank you, God, for
Summertime
For sunshine, sand and sea
For picnics and for ice-cream
And, most of all, for me!

Thursday 11th June

We will start with our gonoodle song to wake us up! Debbie Doo - Lets star jump

<https://www.youtube.com/watch?v=Qgg8nZqYNmE>

Literacy

Oral Language -

Listen to the months of the year song: <https://www.youtube.com/watch?v=Fe9bnYRzFvk>

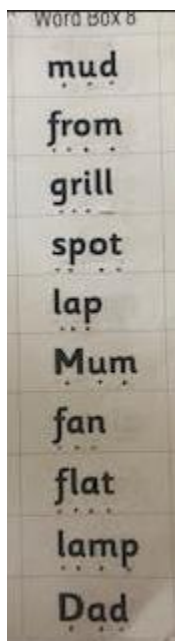
- What day is it?
- What month is it?
- Can you remember what season it is?
- What is the weather like today?

Phonics (Seesaw Link)

This week we will have a daily activity on Seesaw based on a sound each day.

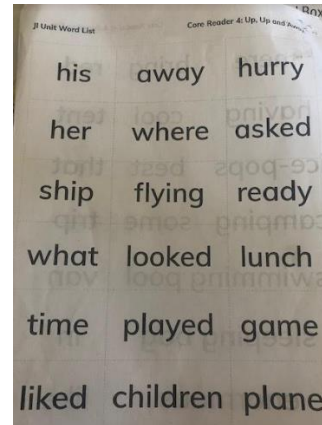
Word Box (Seesaw Link)

When beginning the word box - sound out each letter and then combine to make the word - Say it first for your child and ask her to repeat.



Core Reader Words

You can access this book if you log into folens.ie Password: Folens20 - starlight - Junior Infants - core reader 4



Tricky Words - Revision - not/could/did

Listen to the TRICKY WORDS SONG - you will like it!

<https://www.youtube.com/watch?v=e2dx65u59aw>

- Please write out the new tricky word 3 times or try out the picture below.
- Go on a word hunt to see if you can find the new tricky words in a different book or magazine.
- Try and say a sentence with the new tricky words

Why not try writing out our new word with lego or pasta.

Handwriting

Revision letter today v



Allow your child to use a blank piece of paper and form the letters correctly. She can use pencils, crayons, markers or whatever you have at home.

Maths

Planet Maths Practice book pg 35

Maths game: <https://www.topmarks.co.uk/addition/addition-to-10>

SPHE - Water Safety - In June we always spend time talking about water safety.

Click on the link below to a PowerPoint to help explain water safety to the children
<https://watersafety.ie/wp-content/uploads/2019/10/PAWS-1-Presentation.pdf>

Click on this link to play games relating to water safety - <http://paws.edco.ie/junior-and-senior-infants/>

Swimming safety song - <https://www.youtube.com/watch?v=ORe6oNjvBUI>

