

Suggested Schedule and Guidance

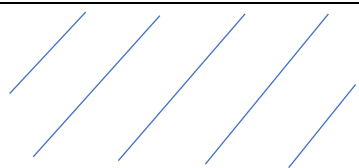
TIP

Don't forget- If you are using the links to websites (Folens Online, Grow in Love, Twinkl) it is easier to access the links if you have registered and are logged in on your device first. Click [here](#) for details of how to log in.

Notes/Messages:

- **RTE School hub:** RTE 2 daily at 11am.
- **Seesaw:** Seesaw activities are highlighted in green. If you are having problems logging in send me an email and I will try to help.
- **Maths:**
 - **Master Your Maths:** Some people have finished Master Your Maths and others are still working on it. You can work on the tests at the end of the book as you wish also as they are great way to revise the work covered this year.
 - **Tables:** If you are finished your subtraction tables (up to set -12) it is important to revise and practice all the addition and subtraction tables regularly to improve speed and confidence.
 - **Tens and Units- Renaming:** I am introducing another new topic this week. It is an important concept that leads us into addition of larger numbers, but it can quite tricky for the children to master. At school we would do a lot of hands on work using cubes, beads, lollipop sticks and tens and units blocks etc before moving to the workbook so I have included some links to videos to try and help explain. Please don't worry if your child is finding it difficult- do your best but it will be retaught when we get back to school.

Suggested Schedule and Guidance for Work - June 8th - 12th

Monday 8 th June	Tuesday 9 th June	Wednesday 10 th June	Thursday 11 th June	Friday 12 th June
<p style="text-align: center;">Literacy</p> <ul style="list-style-type: none"> □ Starlight Combined Reading and Skills Book- 'Our Summer Bucket List' Listen to/read this week's text and explore focus words. (*) □ Phonics- aw, al and au words (*) 	<p style="text-align: center;">Literacy</p> <ul style="list-style-type: none"> □ Starlight Combined Reading and Skills Book- 'Our Summer Bucket List' Re-read this week's text and complete activities below (*) 	<p style="text-align: center;">Literacy</p> <ul style="list-style-type: none"> □ Starlight Oral Language Programme- 'Summer at Home'- Explore and discuss 'Summer at Home' poster and activities below. (*) □ Writing- Plan a narrative about something that happened during the summer holidays. (*) 	<p style="text-align: center;">Literacy</p> <ul style="list-style-type: none"> □ Starlight Combined Reading and Skills Book- 'Our Summer Bucket List' Re-read this week's text. □ News- Write your news. Take a photo and send it to me on Seesaw. (*) 	<p style="text-align: center;">Catch Up</p> <p>Use today to catch up on any work you didn't get done this week, correct your work using the answers I sent or to go over anything you need to practice more.</p>
<p style="text-align: center;">Numeracy</p> <ul style="list-style-type: none"> □ Tables □ Master Your Maths □ Tens and Units- Renaming / Regrouping (*) 	<p style="text-align: center;">Numeracy</p> <ul style="list-style-type: none"> □ Tables □ Master Your Maths □ Tens and Units- Renaming / Regrouping (*) 	<p style="text-align: center;">Numeracy</p> <ul style="list-style-type: none"> □ Tables □ Master Your Maths □ Tens and Units- Renaming /Regrouping (*) 	<p style="text-align: center;">Numeracy</p> <ul style="list-style-type: none"> □ Tables □ Master Your Maths □ Time- The Kitchen (*) 	<p style="text-align: center;">Feel Good Friday</p> <p>Take a break and do something to make yourself feel good today. You can find some suggestions here , or just do something that you enjoy and makes you feel good.</p>
<p style="text-align: center;">Gaeilge</p> <ul style="list-style-type: none"> □ Siopa na bpeataí- The Pet Shop- Listen to and say the new words (*) 	<p style="text-align: center;">Gaeilge</p> <ul style="list-style-type: none"> □ Siopa na bpeataí- The Pet Shop- Listen to the new words and play a game to practice them (*) 	<p style="text-align: center;">Gaeilge</p> <ul style="list-style-type: none"> □ Siopa na bpeataí- The Pet Shop- Login to Seesaw to do today's activity (*) 	<p style="text-align: center;">SPHE</p> <ul style="list-style-type: none"> □ Water Safety- Learn about staying safe in and near water (*) 	<p style="text-align: center;">Art</p> <ul style="list-style-type: none"> □ Minibeasts- See below for some links to Minibeast art ideas if you want to have a try (*)
<p style="text-align: center;">SESE</p> <ul style="list-style-type: none"> □ Minibeasts- Seesaw and workbook activity to learn about and explore some common minibeasts (*) 	<p style="text-align: center;">SPHE</p> <ul style="list-style-type: none"> □ Growth Mindset-Listen to Part 5 of Mojo's story on Seesaw. (*) 		<p style="text-align: center;">Religion</p> <ul style="list-style-type: none"> □ Daily Prayers - Try to spend some time each day praying. □ Grow in Love- 'Do This in Memory of Me': See links to Grow in Love activities below that you can complete throughout the week (*) 	<p style="text-align: center;">Art</p>
<p style="text-align: center;">P.E</p> <ul style="list-style-type: none"> □ Daily Exercise- Try to ensure you get some physical activity every day- go for a walk or cycle, skip, play in the garden, do PE with Joe- whatever you enjoy as long as it gets your body moving and your heart pumping. □ Skill: Skipping- I have linked some skipping activities below if you want to try them out. (*) 				

TAKE
a
break

Suggested Schedule and Guidance for Work - June 8th - 12th

Literacy: Monday- Reading / Phonics

Reading- Starlight Combined Reading and Skills Book: Page 62- Our Summer Bucket List

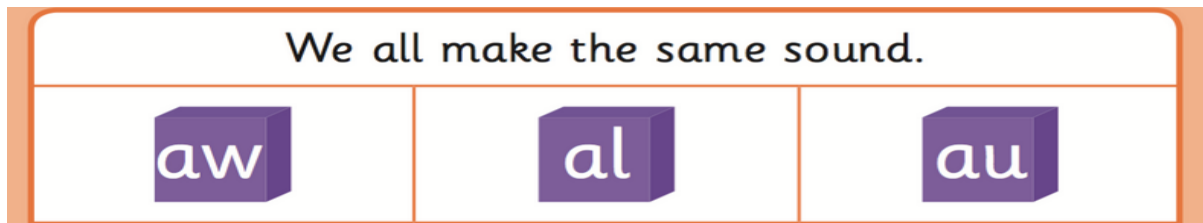
Listen to this week's narrative text 'Our Summer Bucket List' [here](#). Or you can read it on page 62 of your Starlight book. Talk about the text with your helper.

- Can you find the **title**?
- **Where** and **when** is it set?
- **Who** are the characters?
- **What** happens? (first, next, then, after that, finally)
- Is there an **ending** sentence?

Do you know what the focus words in **bold** mean? You can listen to them [here](#).

boring	estate	curb	approached
shrubs	following	freeze	

Phonics- aw, al, au



Workbook Activity: Sounds Make Words

Pg 67: Trace the sounds and try to read each of the words. Then try to read the sentences at the bottom of the page. Underline or colour all the aw, au and al sounds that you find. I found 9. How many did you find?

Literacy: Tuesday- Reading and Activities

Reading- Starlight Combined Reading and Skills Book: Page 62- Our Summer Bucket List

Re-read this week's narrative text 'Our Summer Bucket List'. Talk about the text with your helper. Do you remember what the focus words in **bold** mean?

Workbook Activity- Starlight Combined Reading and Skills Book: Page 63- Try activities A and B.

Suggested Schedule and Guidance for Work – June 8th – 12th

Literacy: Wednesday- Oral Language/Writing

Oral Language- Summer at Home

- Click [here](#) to see our poster 'Summer at Home'.
- Click on 'Story 1' or 'Story 2' to listen to the story again if you can't remember it.
- Try the 'Questions' or 'Activity' options.

Writing- Narrative Writing

Open your *Starlight Combined Reading and Skills Book* on page 65. **Plan** a story about something that happened during the summer holidays. It can be true or made up.

Remember, this is only your plan so you don't have to write full sentences- just think about all of the parts of a narrative and write your ideas down.



You will use this plan to write a full story next week.

Here are some ideas but your narrative can be about whatever you want...

- A day at the beach...
- A picnic in the park...
- A sunny day in the garden...
- A day trip somewhere special...

Narratives texts have...

- **Title**- Give your story a name
- **Characters**- Who is in the story?
- **Setting**- Where and when is the taking place?
- **Events**- What happened first, next, then, after that, finally...?
- **Ending**- A sentence to end your story...maybe share how the characters are feeling at the end or if they have learned a lesson etc

Literacy: Thursday- Reading/Writing- News

Reading- *Starlight Combined Reading and Skills Book*: Page 62- Our Summer Bucket List

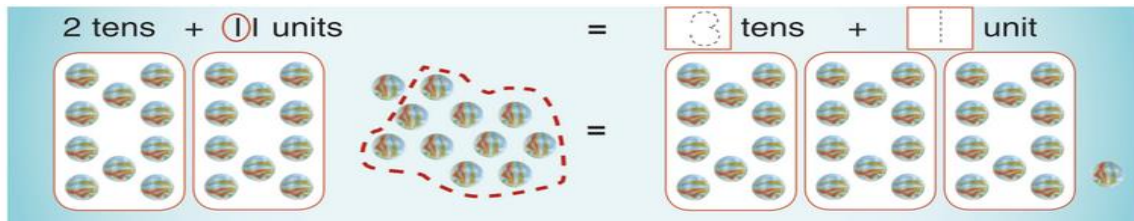
Re-read this week's narrative text 'Our Summer Bucket List'. Talk about the text with your helper.

Writing- News

- Use your word mat in your folder to help you write your news. You can find the word mat [here](#) either. Why not take a photo of your news and share it with me on Seesaw.

Numeracy

Monday- Tens and Units: Renaming/Regrouping



Look at the marbles in this picture. There are 2 groups of 10 marbles and 11 marbles leftover- we call these ones the units. So there are 2 tens and 11 units.

11 is more than 10. We can use these marbles to make another group of ten. First, count 10 marbles and put them into a group. There is 1 marble or unit leftover.

So there were 2 groups of ten and 11 units but now there are 3 groups of ten and 1 unit.

2 tens and 11 units is the same as 3 tens and 1 unit.

2 tens and 11 units = 3 tens and 1 unit.

Video: Have a look at this [video](#) to see some more examples of this.

Workbook Activity: Planet Maths- Open your book on page 137 and have a try. Click [here](#) for a video of the workbook activity to help if you need it.

Tuesday- Tens and Units: Renaming/Regrouping

1 ten and 13 units = ___ tens and ___ unit = ___



I have 1 ten and 13 units. I want to rename or regroup the 13 units. I know 13 units is 1 ten and 3 units. So I bring the 1 ten over to the tens side. Now I have 2 tens and 3 units.

1 ten and 13 units = 2 tens and 3 unit = 23

Video: Click [here](#) for a video to help explain today's work.

Workbook Activity: Planet Maths- Open your book on page 138. Try activities B and C. Click [here](#) for a video of the workbook activity to help if you need it.

Wednesday- Tens and Units: Renaming/Regrouping

3 tens and 27 units = ___ tens and ___ unit = ___



I have 3 tens and 27 units. I want to rename or regroup the 27 units. I know 27 units is 2 tens and 7 units. So I bring the 2 tens over to the tens side. Now I have 5 tens and 7 units.

3 tens and 27 units = 5 tens and 7 unit = 57

1. Regroup the following. The first one is done for you.

(a) 1 ten + ~~1~~9 units = 2 tens + 9 units = 29

(b) 2 tens + ~~1~~5 units = ___ tens + ___ units = ___

(c) 3 tens + ~~1~~4 units = ___ tens + ___ units = ___

(d) 4 tens + ~~1~~2 units = ___ tens + ___ units = ___

(e) 5 tens + ~~1~~5 units = ___ tens + ___ units = ___

2. Regroup the following.

(a) 1 ten + ~~2~~6 units = 3 tens + 6 units = ___

(b) 4 tens + ~~2~~5 units = ___ tens + ___ units = ___

(c) 6 tens + ~~2~~2 units = ___ tens + ___ units = ___

(d) 5 tens + ~~2~~1 units = ___ tens + ___ units = ___

(e) 7 tens + ~~2~~8 units = ___ tens + ___ units = ___

Thursday: Revision/Problem Solving- The Kitchen

Workbook Activity: Planet Maths- Open your book on pages 128 and 129. Answer questions 1-8.

Suggested Schedule and Guidance for Work – June 8th – 12th

Gaeilge

Siopa na bpeataí- The Pet Shop

Monday

Click [here](#) to listen to and see this weeks new words. Try saying each word after me. Go over them a few times to help you learn them.



Wednesday

Click [here](#) to listen to the new words again. Can you remember them from yesterday?

Click [here](#) and click on 'Foclóir 1' to play a game using these words.

Thursday

Seesaw Activity: Login to Seesaw to complete today's activity- Cad a fheiceann tú sa siopa? (What do you see in the shop?)

Suggested Schedule and Guidance for Work – June 8th – 12th

Religion

Grow in Love: Theme 6 Lesson 2- 'Do this in Memory of Me'

This week we will remember the story of the Last Supper. At the Last Supper Jesus knew that he was going to die but he promised his friends he would still be with them. During this meal Jesus blessed the bread and wine and gave them to his friends to eat. **He said, 'This is my body. this is my blood.'** This was his way of explaining to them that he would always be with them.

We too are Jesus' friends. At mass, the priest prays over the bread and wine and recalls the words that Jesus said at the Last Supper. When the priest says the words that Jesus said, the bread and the wine are changed into his body and blood. After this part of the mass Jesus is with us in a different way. Jesus gives himself to us in Holy Communion. In 2nd class you will celebrate the sacrament of Holy Communion.

Here are some activities you can explore this week...

Story: Click [here](#) to read a story from the Bible. This tells us what happened at the Last Supper.

Video: Click [here](#) to see a video of a priest praying over the bread and wine.

Workbook- You will also find activities on pages 36 and 37 of your workbook that you might like to complete too.

Prayer: There is a special prayer that we pray as we prepare to receive Jesus in Holy Communion. It is called the Prayer Before Communion.

Prayer Before Communion

Lord Jesus, come to me,

Lord Jesus, give me your love,

Lord Jesus come to me and give me yourself.

Lord Jesus, friend of children, come to me.

Lord Jesus, you are my Lord and my God.

Praise to you, Lord Jesus Christ.

Amen

SESE- Minibeasts

Seesaw Activity- Login to Seesaw to learn about some common minibeasts.

Activity- What a Wonderful World Pg 63 'A Minibeast Study'.

Suggested Schedule and Guidance for Work – June 8th – 12th

Art

Here are some 'Minibeast' art ideas if you would like to try one of them at home.

- <https://www.craftsonsea.co.uk/marvellous-minibeast-crafts/>
- <https://www.redtedart.com/cardboard-tube-minibeasts/>
- <https://www.whimsicalmumblings.co.uk/2019/07/minibeasts-painted-rocks-craft.html>

P.E

This week we will work on skipping skills. You don't need a rope for this work. Click [here](#) and scroll down to 'Skipping' to watch a skill video and to try out some of the 'Home Activities'.

SPHE- Growth Mindset

Seesaw Activity: Growth Mindset Lesson 5- Login to Seesaw to see the final part of Mojo's growth mindset story.

SPHE- Water Safety

At this time of year, many people like to play in paddling pools or go swimming to cool down. These activities can be lots of fun, but we need to remember to STAY SAFE around water and to always follow the rules.

Click on this Irish website to learn all about water safety.

<http://paws.edco.ie/first-and-second-classes/>

Scroll down and click on the blue box that says 'Show Lesson Book' to read an ebook all about water safety. Your adult helper might need to read the book for you. Then you can try out some of the activities if you wish.