

## Suggested Schedule and Guidance

**\*TIP\***


Don't forget- If you are using the links to websites (Folens Online, Grow in Love, Twinkl) it is easier to access the links if you have registered and are logged in on your device first. Click [here](#) for details of how to log in.

### Notes/Messages:

- **RTE School Hub:** RTE 2 daily at 11am.
- **Seesaw:** Seesaw activities are highlighted in green. If you are having problems logging in send me an email and I will try to help.
- **Show and Tell:** This week I have set a Show and Tell activity on Seesaw. Spend some time thinking about what item you are going to use for your Show and Tell. It can be whatever you like- maybe it is an item that is very special to you, an interesting object from home, your pet, a photo of a special memory you have, an award or certificate you won, your favourite book, a toy- you can choose whatever you want! Think about what you want to say and tell me about your item- make sure to include as many details as you can- What is it? Where did you get it? Why did you choose it? etc. On Thursday you can ask your helper to record you doing your Show and Tell and send it to me on Seesaw.



## Suggested Schedule and Guidance for Work - June 15<sup>th</sup> - 19<sup>th</sup>

Monday 8 <sup>th</sup> June	Tuesday 9 <sup>th</sup> June	Wednesday 10 <sup>th</sup> June	Thursday 11 <sup>th</sup> June	Friday 12 <sup>th</sup> June
<p style="text-align: center;"><b>Literacy</b></p> <ul style="list-style-type: none"> <li>□ Starlight Combined Reading and Skills Book- 'The Circus Comes to Town'- Listen to/read this week's text and explore focus words. (*)</li> <li>□ Poster- Design a poster to advertise the circus (*)</li> </ul>	<p style="text-align: center;"><b>Literacy</b></p> <ul style="list-style-type: none"> <li>□ Starlight Combined Reading and Skills Book- 'The Circus Comes to Town'- Re-read this week's text and complete workbook activities listed below (*)</li> </ul>	<p style="text-align: center;"><b>Literacy</b></p> <ul style="list-style-type: none"> <li>□ Starlight Combined Reading and Skills Book- 'The Circus Comes to Town'- Re-read this week's text</li> <li>□ Writing- Use your writing plan from last week to write a story. (*)</li> </ul>	<p style="text-align: center;"><b>Literacy</b></p> <ul style="list-style-type: none"> <li>□ Oral Language- Show and Tell activity on Seesaw. (*)</li> <li>□ News- Write your news. Take a photo and send it to me on Seesaw. (*)</li> </ul>	<p style="text-align: center;"><b>Catch Up</b></p> <p>Use today to catch up on any work you didn't get done this week, correct your work using the answers I sent or to go over anything you need to practice more.</p>
<p style="text-align: center;"><b>Numeracy</b></p> <ul style="list-style-type: none"> <li>□ Tables</li> <li>□ Master Your Maths</li> <li>□ Tens and Units- 2 Digit Addition with Renaming / Regrouping workbook activity. Help video on Seesaw. (*)</li> </ul>	<p style="text-align: center;"><b>Numeracy</b></p> <ul style="list-style-type: none"> <li>□ Tables</li> <li>□ Master Your Maths</li> <li>□ Tens and Units- 2 Digit Addition with Renaming / Regrouping workbook activity. Help video on Seesaw. (*)</li> </ul>	<p style="text-align: center;"><b>Numeracy</b></p> <ul style="list-style-type: none"> <li>□ Tables</li> <li>□ Master Your Maths</li> <li>□ Tens and Units- 2 Digit Addition with Renaming / Regrouping workbook activity. Help video on Seesaw. (*)</li> </ul>	<p style="text-align: center;"><b>Numeracy</b></p> <ul style="list-style-type: none"> <li>□ Tables</li> <li>□ Master Your Maths</li> <li>□ Tens and Units- 2 Digit Addition with Renaming / Regrouping workbook activity. Help video on Seesaw. (*)</li> </ul>	<p style="text-align: center;"><b>Feel Good Friday</b></p> <p>Take a break and do something to make yourself feel good today. You can find some suggestions <a href="#">here</a>, or just do something that you enjoy and makes you feel good.</p>
<p style="text-align: center;"><b>Gaeilge</b></p> <ul style="list-style-type: none"> <li>□ Siopa na bpeataí- The Pet Shop- Listen to and say the words (*)</li> </ul>	<p style="text-align: center;"><b>Gaeilge</b></p> <ul style="list-style-type: none"> <li>□ Siopa na bpeataí- Go over the words and play the game linked below (*)</li> </ul>	<p style="text-align: center;"><b>Gaeilge</b></p> <ul style="list-style-type: none"> <li>□ Siopa na bpeataí- The Pet Shop- Login to Seesaw to do today's activity (*)</li> </ul>	<p style="text-align: center;"><b>Gaeilge</b></p> <ul style="list-style-type: none"> <li>□ Siopa na bpeataí- The Pet Shop- Listen to the 'Comhrá' and try to join in. (*)</li> </ul>	
<p style="text-align: center;"><b>SESE</b></p> <ul style="list-style-type: none"> <li>□ India- Seesaw and workbook activity to learn about India. (*)</li> </ul>	<p style="text-align: center;"><b>SESE</b></p> <ul style="list-style-type: none"> <li>□ Mother Teresa- Learn about Mother Teresa and her life. (*)</li> </ul>	<p style="text-align: center;"><b>SESE</b></p> <ul style="list-style-type: none"> <li>□ My Favourite Animal- Research and write about your favourite animal (*)</li> </ul>	<p style="text-align: center;"><b>Art</b></p> <ul style="list-style-type: none"> <li>□ Animal Art- Use an old newspaper to create a masterpiece of your favourite pet/ animal of your choice. OR follow a step by step video to learn how to draw your favourite animal. (*)</li> </ul>	<div style="text-align: center;">  <p>TAKE a break</p> </div>
<p style="text-align: center;"><b>Religion</b></p> <ul style="list-style-type: none"> <li>□ Daily Prayers - Try to spend some time each day praying.</li> <li>□ Grow in Love- 'We are nourished by receiving Holy Communion: See links to Grow in Love activities below that you can complete throughout the week (*)</li> </ul>				
<p style="text-align: center;"><b>P.E</b></p> <ul style="list-style-type: none"> <li>□ Daily Exercise- Try to ensure you get some physical activity every day- go for a walk or cycle, skip, play in the garden, do PE with Joe- whatever you enjoy as long as it gets your body moving and your heart pumping. □ Skill: Kicking I have linked some kicking activities below if you want to try them out. (*)</li> </ul>				

## Suggested Schedule and Guidance for Work - June 15<sup>th</sup> - 19<sup>th</sup>

### Literacy: Monday- Reading / Design a Poster

**Reading- Starlight Combined Reading and Skills Book: Page 66- The Circus Comes to Town**

Listen to this week's narrative text 'The Circus Comes to Town' [here](#). Or you can read it on page 66 of your Starlight book. Talk about the text with your helper.

- Can you find the **title**?
- **Where** and **when** is it set?
- **Who** are the characters?
- **What** happens? (first, next, then, after that, finally)
- Is there an **ending** sentence?

Do you know what the focus words in **bold** mean? You can listen to them [here](#).

circus	colourful	pretended	clumsy
acrobats	tightrope	trapeze	perform

### Design a Poster Activity

The circus is coming to town. Design a poster to advertise the circus. Click [here](#) to read some tips for good posters. I'd love to see it when you are finished. 😊

Make sure to include...

- Title- What are you advertising? (The Circus)
- Date and Time- When is the circus on?
- Location- Where is the circus on?
- Price- How much does a ticket cost?
- Other Information- What acts will be at the circus?
- Picture- A bright and colourful picture to make your poster stand out!



### Literacy: Tuesday- Reading and Activities

**Reading- Starlight Combined Reading and Skills Book: Page 66- The Circus Comes to Town**

Re-read this week's narrative text 'The Circus Comes to Town'. Talk about the text with your helper. Do you remember what the focus words in **bold** mean?

**Workbook Activity- Starlight Combined Reading and Skills Book: Page 67- Try activities A and B.**

## Suggested Schedule and Guidance for Work - June 15<sup>th</sup> - 19<sup>th</sup>

### Literacy: Wednesday- Writing

**Reading-** Starlight Combined Reading and Skills Book: Page 66- The Circus Comes to Town

Re-read this week's narrative text 'The Circus Comes to Town'.

#### **Writing-** Narrative Writing

Open your *Starlight Combined Reading and Skills Book* on page 69.

Use your story plan from last week (page 65) and write out your story.

This week you should use FULL SENTENCES. Don't forget to use capital letters and full stops.

Click [here](#) to read a story I wrote about a waterfight.

I would love to read your stories so please take a photo and share them with me on [Seesaw](#) if you can.

#### Narratives texts have...

- **Title-** Give your story a name
- **Characters-** Who is in the story?
- **Setting-** Where and when is the taking place?
- **Events-** What happened first, next, then, after that, finally...?
- **Ending-** A sentence to end your story...maybe share how the characters are feeling at the end or if they have learned a lesson etc

### Literacy: Thursday- Oral Language-Show and Tell/ Writing- News

#### **Oral Language-** Show and Tell

Login to [Seesaw](#) to complete a Show and Tell activity.

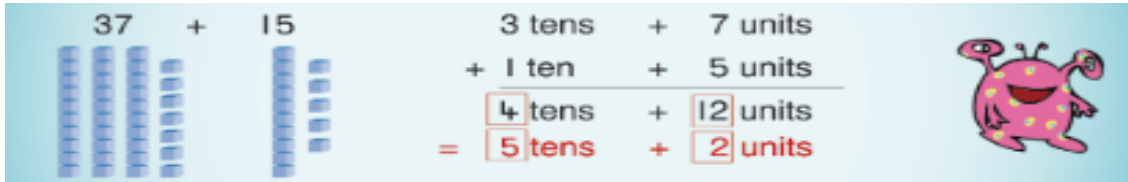
#### **Writing-** News

- Use your word mat in your folder to help you write your news. You can find the word mat [here](#) either. Why not take a photo of your news and share it with me on [Seesaw](#).

## Numeracy

### Monday- Tens and Units: Addition with renaming/regrouping

A few weeks ago we learned how to add bigger numbers. We add the units first and then the tens. This week we are going to learn how to add big numbers when the units answer is MORE THAN 9. When we add the units and our answer is MORE THAN 9, we have to regroup and make a new group of ten just like we learned last week. I will post a video to [Seesaw](#) each day to help explain the work.



In this sum our answer is 4 tens and 12 units. But we know we cannot have 12 units.

12 has 1 ten and 2 units so we bring the 1 ten over to the tens side.

Now we have 5 tens and 2 units.

#### REMEMBER

Always add the units first and then the tens

**Workbook Activity:** Planet Maths- Open your book on page 139 and try Activity B Question 1-8. Login to Seesaw for a video explanation of the workbook activity to help if you need it.

### Tuesday- Tens and Units: Addition with renaming/regrouping

**Workbook Activity:** Planet Maths- Open your book on page 140 and try activities A, B and C. Login to Seesaw for a video explanation of the workbook activity to help if you need it.

### Wednesday- Tens and Units: Addition with renaming/regrouping

**Workbook Activity:** Planet Maths- Open your book on page 141 and try activity A. Login to Seesaw for a video explanation of the workbook activity to help if you need it.

### Thursday- Tens and Units: Addition with renaming/regrouping

**Workbook Activity:** Planet Maths- Open your book on page 142 and try activity A and B. Login to Seesaw for a video explanation of the workbook activity to help if you need it.

Parents- Activity C is just the same so feel free to use if for additional practice if you want. Often children prefer and find it easier to rewrite the sum with one number above the other as in activity B above.

## Suggested Schedule and Guidance for Work - June 15<sup>th</sup> - 19<sup>th</sup>

### Gaeilge

### Siopa na bpeataí- The Pet Shop


### Monday

Click [here](#) to listen to last week's words and this week's new words. Try saying each word after me. Go over them a few times to help you learn them.

### LAST WEEK'S WORDS



### NEW WORDS



BOW-LA

E-AL

BEE-A- MOD-RA



K-ISH-ON

SHUP-A-DOOR

## Suggested Schedule and Guidance for Work – June 15<sup>th</sup> – 19<sup>th</sup>

### Tuesday

Click [here](#) to listen to and go over all of the words again.

Click [here](#) and to play a game using these words. Listen to the word and burst the balloon to match. Play it a few times until you know the words well. Can you beat your score?

### Wednesday

**Seesaw Activity:** Login to Seesaw to complete today's activity- Cad a fheiceann tú sa siopa? (What do you see in the shop?)

### Thursday

Click [here](#) to listen to a 'comhrá' (conversation). Listen to it a few times and try to join in and say the words along with the video. Maybe you could try and act it out like we do at school. I have translated the conversation below.

**Daidí:** Dia duit. Tá iall uaim le do thoil. (Hello. I want a lead please.)

**Siopadóir:** Seo duit. (Here you are.)

**Síofra:** Dia duit. Tá babhla mór uaim le do thoil. (Hello. I want a big bowl please.)

**Siopadóir:** Seo duit. (Here you are.)

**Seán:** Dia duit. Tá iasc órga uaim, le do thoil. (Hello. I want a gold fish please.)

**Siopadóir:** Seo duit. (Here you are.)

**Seán:** Go raibh maith agat. (Thank you)

### P.E

This week we will work on Kicking skills. Click [here](#) and scroll down to 'Kicking' to watch a skill video and to try out some of the 'Home Activities'.

## Suggested Schedule and Guidance for Work - June 15<sup>th</sup> - 19<sup>th</sup>

### Religion

#### **Grow in Love: Theme 6 Lesson 3- We are nourished by receiving Holy Communion**

Last week we learned that when we receive Holy Communion we receive the gift of Jesus. This helps us remember to live as Jesus asked us to.

There are some special things that we can do to prepare to receive Holy Communion.

- We fast for an hour before we receive Holy Communion.
- We say a special prayer before we receive Holy Communion - The Prayer Before Communion
- We join our hands when we walk up to receive Holy Communion.
- We make sure that our hands are clean.
- We hold our tongue or our hands in a special way to receive Holy Communion. We put our left hand over our right hand. Or if you are left-handed you put your right hand over your left hand.
- We pray The Prayer After Communion in silence after we receive Holy Communion.

You will learn all about this again next year as you get ready to celebrate the sacrament of Communion.

Here are some activities you can explore this week...

**Video:** Receiving Holy Communion- Click [here](#) to see a video of a priest sharing Holy Communion with people at mass.

**Song:** Click [here](#) to listen to a song "We Come to You Lord Jesus".

**Workbook-** You will also find activities on pages 38 and 39 of your workbook that you might like to complete too.

**Prayer:** There is a special prayer that we pray after we receive Jesus in Holy Communion. It is called the Prayer After Communion.



## Suggested Schedule and Guidance for Work – June 15<sup>th</sup> – 19<sup>th</sup>

### Prayer After Communion

Lord Jesus, I love and adore you.  
You' re a special friend to me.  
Welcome Lord Jesus, O welcome,  
Thank you for coming to me.  
Thank you, Lord Jesus, O thank you,  
For giving yourself to me.  
Make me strong to show your love,  
Wherever I may be.  
Be near me, Lord Jesus, I ask you to stay,  
Close by me forever and love me, I pray.  
Bless all of us children in your loving care  
and bring us to heaven to live with you there.  
I'm ready now Lord Jesus,  
to show how much I care.  
I' m ready now to give your love,  
At home and everywhere.  
Amen

### SESE- All About India

**Seesaw Activity-** Login to Seesaw to learn some facts about India. You can find some facts about India on page 72 of your 'What a Wonderful World' workbook too.

### SESE- Mother Teresa of Calcutta

Click [here](#) to learn about Mother Teresa. You can read some facts about Mother Teresa on page 72 of your What a Wonderful Word workbook too.

### SESE- My Favourite Animal

**Workbook Activity-** What a Wonderful World workbook page 69: Write about your favourite animal and draw a picture. You can research your favourite animal first if you need to. <https://kids.nationalgeographic.com/animals/> and KidsTube have some useful videos with information.

## Suggested Schedule and Guidance for Work - June 15<sup>th</sup> - 19<sup>th</sup>

### Art

Use an old newspaper or magazine to create a picture of your favourite animal. Look at the images below for inspiration. Or why not follow a Step by Step tutorial video to learn how to draw your favourite animal.

