

# Hello 4th Class!



Keep up the great work at home! Make sure that you sign up and participate in the Seesaw activities if you have not done so already.

Remember if you don't have your book, **Login** to websites for Online school books or for Twinkl (instructions on smnt website)

## Dictation

71. I'm sure most of you know your tables.
72. We couldn't make out how many girls were at the play.
73. Every time I run in a race I lose.
74. No one heard the children crying.



Use the suggestions in the Active Schools leaflet to keep fit and healthy.

Remember, if you do go out, please be respectful and keep your social distance from people outside your household.







**Be smart stay at least 2m apart!**







Try not to sit at a screen all day, **get up move around**, **play lots of games**, **help tidy up**, **bake**, **wash the dishes**, and **keep an eye out for wildlife in your garden.**

Ms Mason



**Ms Mason's 4th Class Timetable of Work for week 11th - 15th May 2020 Week 7**

Monday 11th May	Tuesday 12th May	Wednesday 13th May	Thursday 14th May	Friday 15th May
<p><b>Literacy/ History/ Geography</b></p> <ul style="list-style-type: none"> <li>Spellbound <b>Unit 32 A-B</b></li> <li><b>Poem</b> I Bought a Maserati </li> <li><b>New Wave English in Practice</b> Day 70</li> <li><b>Read at Home p112 One Small Step for Mankind</b> *Write the answers to the questions in your copy giving as much detail as possible.</li> <li>* Dictation: Listen to a parent and write down sentences. 71-74</li> </ul> <p>(English Books are available online)</p>	<p><b>Literacy / Science/ Art</b></p> <ul style="list-style-type: none"> <li>Spellbound <b>Unit 32 C-D</b></li> <li><b>Poem</b> I Bought a Maserati by </li> <li><b>New Wave English in Practice</b> Day 71</li> <li><b>Read at Home p113 The Twins</b> *Write the answers to the questions in your copy giving as much detail as possible.</li> <li><b>Draw</b> yourself with a twin, would they be an identical twin or would they be different?</li> </ul>	<p><b>Literacy / Digital Learning / History</b></p> <ul style="list-style-type: none"> <li>Spellbound E-F</li> <li>Revise Dictation</li> <li><b>Poem</b> I Bought a Maserati</li> <li><b>New Wave English in Practice</b> Day 72</li> <li><b>Just Handwriting 1 page (page 38) Proverbs,</b> *Ask at home to see how many more proverbs you can discover and make a list of them.</li> </ul>	<p><b>Literacy / History / Art</b></p> <ul style="list-style-type: none"> <li>Spellbound G-H</li> <li>Revise Dictation</li> <li><b>Poem</b> I Bought a Maserati</li> <li><b>New Wave English in Practice</b> Day 73</li> <li><b>Read at Home p114 Valentina Tereshkova</b> *Write the answers to the questions in your copy giving as much detail as possible. Use illustrations to support your answers.</li> </ul>	<p><b>Literacy / Art</b></p> <ul style="list-style-type: none"> <li>*Spelling test English /Dictation</li> <li><b>New Wave English in Practice</b> Day 74</li> <li>Look at the link below to get started. <b>Draw</b> yourself doing something that you would like to celebrate, surrounded by a fireworks display to celebrate your awesomeness!.</li> </ul>
<p><b>Mindfulness with Go Noodle</b>  <a href="https://app.gonoodle.com/activities/celebrate-the-little-things">https://app.gonoodle.com/activities/celebrate-the-little-things</a>  </p>	<p><b>Mindfulness with Go Noodle</b>  <a href="https://app.gonoodle.com/activities/celebrate-the-little-things">https://app.gonoodle.com/activities/celebrate-the-little-things</a></p>	<p><b>Mindfulness with Go Noodle</b>  <a href="https://app.gonoodle.com/activities/celebrate-the-little-things">https://app.gonoodle.com/activities/celebrate-the-little-things</a></p>	<p><b>Mindfulness with Go Noodle</b>  <a href="https://app.gonoodle.com/activities/celebrate-the-little-things">https://app.gonoodle.com/activities/celebrate-the-little-things</a></p>	<p><b>Art / Mindfulness</b>  <a href="https://www.gonoodle.com/wp-content/uploads/2020/04/Celebrate_The_Little_Things_Final.pdf">https://www.gonoodle.com/wp-content/uploads/2020/04/Celebrate_The_Little_Things_Final.pdf</a></p>
<p><b>Gaeilge Online Learning</b></p> <ul style="list-style-type: none"> <li><b>Seo Leat</b> <b>Login to cjfallon website.</b> Choose: Primary, 4th class Gaeilge, Seo Leat 4 Interactive. Then move down to find lesson 18 Bláthanna Deasa. <b>Éist leis and scéal Bláthanna Deasa</b></li> <li>Read the story yourself page 100 of the Online Book. Choose 4th class Gaeilge, Seo Leat 4 Online Book. Jump to page 100</li> <li>*Freagair na ceisteanna <b>A Ceist agam ort</b> (in your copy) Page 102 Online Book</li> </ul>	<p><b>Gaeilge Online Learning</b></p> <ul style="list-style-type: none"> <li><b>Seo Leat</b> Online Book Jump to Page 102 * <b>B Léigh, ceangail agus scríobh i do chóipeabhar.</b></li> <li><b>Please don't copy the page as is....</b></li> <li><b>Decide what makes sense with number one and then write that full sentence in your copy.</b></li> <li><b>Example</b></li> <li>1. Thosaigh Hollaí ag gáire <b>mar</b> chonaic sí Meigeall sa chlós.</li> <li>2. Thug Daidí banana do Learaí <b>mar</b>.....</li> </ul>	<p><b>Gaeilge Online Learning</b></p> <ul style="list-style-type: none"> <li><b>Seo Leat</b> Online Book Jump to page 103 <b>C Caint is comhrá</b></li> <li></li> <li>Cuir an ceist sin ar do chlann <b>An féidir liom cabhrú leat?</b> Tá seans agat, cabhrú le rudaí timpeall an tí!</li> <li>*<b>Nach bhfuil.....go hálainn?</b> (in your copy)</li> </ul>	<p><b>Gaeilge Online Learning</b></p> <ul style="list-style-type: none"> <li><b>Seo Leat</b> Online Book page 103</li> <li>* <b>D Cuir ord ar na habairtí 1-4</b> (in your copy)</li> </ul>	<p><b>Gaeilge Online Learning</b></p> <ul style="list-style-type: none"> <li><b>Seo Leat</b> Online Book page 104</li> <li>* <b>E Líon na bearnaí 1-10</b> (in your copy)</li> <li>Na déan dearmad when you use mo.... you must put a h (séimhiú) after the first consonant of the next word if it begins with b,c,d,f,g,m,p,s,t</li> </ul>
"Home School Hub"	"Home School Hub"	"Home School Hub"	"Home School Hub"	"Home School Hub"

<p style="text-align: center;"><b>Maths</b></p> <ul style="list-style-type: none"> <li>• <b>Maths Challenge</b> Test 57 (not available online, I will email them to you)</li> <li>• <b>Read attached file Action Maths Unit 24 3-D Shapes</b></li> </ul> <ol style="list-style-type: none"> <li>1) * p166 Nos 2 , 3, 4</li> <li>2) Write the definition of a <b>PRISM</b> in your copy</li> <li>3) Can you find any prisms around the house? Keep an eye out for 3D shapes, tubs, bottles, boxes, containers, etc., before you recycle.</li> <li>4) * p167 Nos 1, 2 ,</li> </ol> 	<p style="text-align: center;"><b>Maths</b></p> <ul style="list-style-type: none"> <li>• <b>Maths Challenge</b> Test 58</li> <li>• <b>Activities / Prisms</b> Draw and label your work for this page.</li> </ul> <p>* p168 Nos 1,2 , 3, 4</p> <p>Use what you learn from Maths today to help you with the Seesaw activity below.</p> 	<p style="text-align: center;"><b>Maths</b></p> <ul style="list-style-type: none"> <li>• <b>Maths Challenge</b> Test 59</li> <li>• <b>Figure it Out</b> (Available as an online book from CjFallon )</li> </ul> <p style="text-align: center;"><b>Unit 23 3-D Shapes</b></p> <ul style="list-style-type: none"> <li>• Page 73 <b>Nos 1-2</b> * workout questions in your copy and write answers in the book.</li> <li>• Here are some posters and templates that maybe helpful to look at, but you don't have to print them. <a href="https://www.twinkl.ie/resource/t-n-1007-3d-shape-display-posters">https://www.twinkl.ie/resource/t-n-1007-3d-shape-display-posters</a> <a href="https://www.twinkl.ie/resource/t-n-1980-parts-of-a-3d-shape-interactive-visual-aid">https://www.twinkl.ie/resource/t-n-1980-parts-of-a-3d-shape-interactive-visual-aid</a></li> </ul>	<p style="text-align: center;"><b>Maths</b></p> <ul style="list-style-type: none"> <li>• <b>Maths Challenge</b> Test 60</li> <li>• <b>Figure it Out</b> page 73-74 <b>Unit 23 3-D Shapes</b></li> <li>• <b>Nos 3-4-5</b> * Use the Twinkl resources (from yesterday) and shapes you have found around the house to help you with this task.</li> </ul>	<p style="text-align: center;"><b>Maths</b></p> <ul style="list-style-type: none"> <li>• <b>Maths Challenge</b> Test 61</li> <li>• <b>Figure it Out</b> page 74 <b>Unit 23 3-D Shapes</b> <b>Nos 6</b> * If you have a printer you can make the shapes using these nets. <a href="https://www.twinkl.ie/resource/3d-shape-nets-au-t2-m-2379">https://www.twinkl.ie/resource/3d-shape-nets-au-t2-m-2379</a></li> </ul> <p>If you don't have a printer, use one of the 3D containers you found this week e.g. cuboid. Carefully take it apart along the glue lines, to see what it looks like flat...this gives an idea of the net shape. Upload a picture of the results to seesaw if you can.</p>
<p style="text-align: center;"><b>Seesaw Activity</b></p> <p style="text-align: center;"><b>3D Shapes Emoji Hunt-Spheres, Rectangular Prisms, Cylinders</b></p>	<p style="text-align: center;"><b>Seesaw Activity</b></p> <p style="text-align: center;"><b>Refract the Rainbow</b></p>			<p style="text-align: center;"><b>Seesaw Activity</b></p> <p style="text-align: center;"><b>Relax and Colour</b></p> 
<p style="text-align: center;"><b>Music</b></p> <p style="text-align: center;">Revise recorder songs you have learned this year and last year</p>	<p style="text-align: center;"><b>Music</b></p> <p style="text-align: center;">Revise recorder songs</p>	<p style="text-align: center;"><b>Music</b></p> <p style="text-align: center;">Revise your recorder songs</p>	<p style="text-align: center;"><b>Music</b></p> <p style="text-align: center;">Revise your recorder songs</p>	<p style="text-align: center;"><b>Music</b></p> <p style="text-align: center;">Revise your recorder songs</p>
<p style="text-align: center;"><b>Religion : Grow in Love</b></p> <p>For the month of May, remember to say or sing the prayers to Mary that we have been learning for the last few weeks. If you have forgotten the words, you can go back and look at the videos again to help.</p>	<p style="text-align: center;"><b>Religion : Grow in Love</b></p> <ul style="list-style-type: none"> <li>• <b>S é do Bheatha, a Mhuire</b></li> <li>• <b>' A Mhuire Mhathair'</b></li> </ul>	<p style="text-align: center;"><b>Religion : Grow in Love</b></p> <ul style="list-style-type: none"> <li>• <b>S é do Bheatha, a Mhuire</b></li> <li>• <b>' A Mhuire Mhathair'</b></li> </ul> 	<p style="text-align: center;"><b>Religion : Grow in Love</b></p> <ul style="list-style-type: none"> <li>• <b>S é do Bheatha, a Mhuire</b></li> <li>• <b>' A Mhuire Mhathair'</b></li> </ul>	<p style="text-align: center;"><b>Religion : Grow in Love</b></p> <ul style="list-style-type: none"> <li>• Create or print out the flower from the Seesaw activity today to add a new flower to your <b>May Altar.</b></li> </ul>
<p style="text-align: center;"><b>P.E</b></p> <p style="text-align: center;"><b>You should get at least one hour of exercise every day.</b></p>	<p style="text-align: center;"><b>P.E</b></p> <ul style="list-style-type: none"> <li>• <b>Active schools</b></li> </ul> 	<p style="text-align: center;"><b>P.E</b></p> <ul style="list-style-type: none"> <li>• <b>Active schools games!</b></li> </ul>	<p style="text-align: center;"><b>P.E</b></p> <ul style="list-style-type: none"> <li>• <b>Active schools games!</b></li> </ul> 	<p style="text-align: center;"><b>P.E</b></p> <ul style="list-style-type: none"> <li>• <b>Active schools games!</b></li> </ul> <p style="text-align: center;"><b>Great work all week ; )</b></p> 