

## Suggested Schedule and Guidance

### \*TIP\*



Don't forget- If you are using the links to websites (Folens Online, Grow in Love, Twinkl) it is easier to access the links if you have registered and are logged in on your device first. Click [here](#) for details of how to log in.

### Notes/Messages:

**\*\*Happy Birthday to Nina, Amia and Saoirse who are all celebrating their birthdays this week\*\***

- **RTE School hub:** RTE 2 daily at 11am.
- **Seesaw:** Seesaw activities are highlighted in green. If you are having problems logging in send me an email and I will try to help.
- **Feel Good Friday:** We are introducing 'Feel Good Friday' this week. For the rest of the school year, teachers will not assign any new work on a Friday. Instead you can use the day to catch up on work from the week, correct your work, go over things you found tricky and most importantly to do something that you enjoy to make yourself feel good. Try to take a break from the screens if you can. We have included some suggestions of activities but do what suits you can your family.

**Suggested Schedule and Guidance for Work - June 1<sup>st</sup>- 5<sup>th</sup>**

Monday 1 <sup>st</sup> June	Tuesday 2 <sup>nd</sup> June	Wednesday 3 <sup>rd</sup> June	Thursday 4 <sup>th</sup> June	Friday 5 <sup>th</sup> June	
<p align="center"><b>No School</b> (Bank Holiday)</p> 	<p align="center"><b>Literacy</b></p> <ul style="list-style-type: none"> <li>□ Starlight Oral Language Programme- Camping- Explore and discuss 'Summer at Home' poster and activities below. (*)</li> <li>□ Phonics- R controlled vowels: er, ir, ur</li> </ul>	<p align="center"><b>Literacy</b></p> <ul style="list-style-type: none"> <li>□ Reading- Seesaw reading activity</li> <li>□ Grammar- Using wood/would and here/hear (*)</li> </ul>	<p align="center"><b>Literacy</b></p> <ul style="list-style-type: none"> <li>□ Starlight Oral Language Programme- Camping- Explore and discuss 'Summer at Home' poster and activities below. (*)</li> <li>□ Writing- In your copybook write at least 6 sentences about the poster.</li> </ul>	<p align="center"><b>Catch Up</b></p> <p>Use today to catch up on any work you didn't get done this week, correct your work using the answers I sent or to go over anything you need to practice more.</p>	
	<p align="center"><b>Numeracy</b></p> <ul style="list-style-type: none"> <li>□ Tables: Subtraction - do the next set</li> <li>□ Master Your Maths (*)</li> <li>□ Time- Seasons and Months (*)</li> </ul>	<p align="center"><b>Numeracy</b></p> <ul style="list-style-type: none"> <li>□ Tables: Subtraction - do the next set</li> <li>□ Master Your Maths (*)</li> <li>□ Time- The Calendar (*)</li> </ul>	<p align="center"><b>Numeracy</b></p> <ul style="list-style-type: none"> <li>□ Tables: Subtraction - do the next set</li> <li>□ Master Your Maths (*)</li> <li>□ Time- The Calendar (*)</li> </ul>	<p align="center"><b>Numeracy</b></p> <ul style="list-style-type: none"> <li>□ Tables: Subtraction - do the next set</li> <li>□ Master Your Maths (*)</li> <li>□ Time- The Calendar (*)</li> </ul>	<p align="center"><b>Feel Good Friday</b></p> <p>Take a break and do something to make yourself feel good today. You can find some suggestions <a href="#">here</a> , or just do something that you enjoy and makes you feel good.</p>
	<p align="center"><b>Gaeilge</b></p> <ul style="list-style-type: none"> <li>□ Na Trí Ghabhar agus an Troll- Listen and learn the words (*)</li> </ul>	<p align="center"><b>Gaeilge</b></p> <ul style="list-style-type: none"> <li>□ Na Trí Ghabhar agus an Troll- Listen to the story and draw a picture (*)</li> </ul>	<p align="center"><b>Gaeilge</b></p> <ul style="list-style-type: none"> <li>□ Seesaw Activity (*)</li> </ul>	<p align="center"><b>Art</b></p> <ul style="list-style-type: none"> <li>□ Seasons- Try one of the art ideas linked below to show what happens to a tree as the seasons change (*)</li> </ul>	<p align="center"><b>TAKE a break</b></p> 
	<p align="center"><b>SESE</b></p> <ul style="list-style-type: none"> <li>□ Signs of Summer- Seesaw and workbook activity to learn about the seasonal changes that happen during summer (*)</li> </ul>	<p align="center"><b>SPHE</b></p> <ul style="list-style-type: none"> <li>□ Growth Mindset-Listen to Part 4 of story on Seesaw</li> </ul>			
<p><b>Religion</b></p> <ul style="list-style-type: none"> <li>□ Daily Prayers - Try to spend some time each day praying.</li> <li>□ Grow in Love- Inter-Religious Education: See links to Grow in Love activities below that you can complete throughout the week (*)</li> </ul>					
<p><b>P.E</b></p> <ul style="list-style-type: none"> <li>□ Daily Exercise- Try to ensure you get some physical activity every day- go for a walk or cycle, skip, play in the garden, do PE with Joe- whatever you enjoy as long as it gets your body moving and your heart pumping.</li> <li>□ Skill: Throwing and Catching- I have linked some throwing and catching challenges below if you want to try them out. (*)</li> </ul>					

## Suggested Schedule and Guidance for Work – June 1<sup>st</sup>- 5<sup>th</sup>

### Literacy: Monday- Oral Language / Phonics

#### Oral Language- Summer at Home

- Click [here](#) to see our new poster 'Summer at Home'.
- Click on 'Story 1' or 'Story 2' to listen to the story.
- Click on 'Explore' mode to view the poster again. Discuss the poster and story with your helper. Here are some questions your helper might like to ask you about the poster. Just say the answers- you don't have to write them.

\*Encourage your child to use rich and varied- see suggestions in the grey writing.\*

- What time of year is it?
- What kind of day is it? What do you need to wear on your skin on a sunny day? (*Suncream*) Why do we wear suncream? (*To protect our skin from the sun*)
- Why aren't the children in school? (*They are on holidays*) How do you feel when you are on holidays? (*Happy, delighted, excited, thrilled, overjoyed, ecstatic, jumping for joy!*)
- What are the children having a water fight using to hold the water? (*A bucket*) What kind of bucket is it? (*A yellow, plastic bucket*)
- Describe what you do when you are having a water fight.
- What is another way to say 'soaked'? (*Wet through, drenched, sopping*)
- How many children are having a wheelbarrow race? Why is it called a wheelbarrow race?
- What are the children using to fly the drone? (*A remote control*) What does the word remote mean? (*Far off, distant*)
- Can you name the different types of clothes the people in the poster are wearing?
- What other games can you play outside at home? (*Kick the can, hide and seek, tag, football, soccer, hurling, bulldog, rounders, sly fox, etc.*)

#### Phonics- R controlled vowels: er, ir, ur

We all make the same sound.



#### **Workbook Activity: Sounds Make Words**

We practised reading words with these sounds last week. Have a go at trying some of the activities on pages 70, 71 and 72 of your Sounds Make Words workbook. You don't have to do them all- choose one to do today.

**Literacy: Wednesday- Reading / Grammar**

**Reading-** Login to Seesaw to complete a reading fluency activity.

**Grammar-** *Homophones: Using wood/would and here/hear*



Homophones are words that sound the same but have different meanings and spellings.

Example: I **would** love some pizza.

I put some **wood** on the fire.

Example: The ingredients are **here** in the cupboard.

I can **hear** the music.

<b>wood</b> 	<b>here</b>
<b>would</b>	<b>hear</b> 

**Workbook Activity:** Starlight Combined Reading and Skills Book- Open page 48. Try activity A, B and C.

**Literacy: Thursday- Oral Language/Writing**

**Oral Language-** *Summer at Home*

- Click [here](#) to see our new poster 'Summer at Home'.
- Click on 'Story 1' or 'Story 2' to listen to the story again.
- Click on 'Labelling' to play a labelling activity.

**Writing-** *Sentences*

In your copybook, write 6 (or more) sentences about the poster. Use your neatest writing and don't forget capital letters and full stops.

## Suggested Schedule and Guidance for Work - June 1<sup>st</sup> - 5<sup>th</sup>

### Numeracy

#### Tuesday: Time- Seasons and Months

Months and seasons help us to tell what time of the year it is.

##### Months

There are 12 months in the year. Some months have 31 days, some have 30 days and February has 28 days. Click [here](#) for a rhyme to help you remember how many days are in each of the months of the year.

January	February	March	April
May	June	July	August
September	October	November	December

##### Seasons

There are 4 seasons in a year. Each season has 3 months.

Spring	Summer	Autumn	Winter
February	May	August	November
March	June	September	December
April	July	October	January

**Game:** Click [here](#) to play a game to about the months and seasons

**Workbook Activity:** Planet Maths- Open your book on page 135 and try activities A, B and C

#### Wednesday: Time- The Calendar

##### Parents,

Just like the reading the time on a clock, learning to read a calendar is something children learn best from everyday and real-life situations. If you have a calendar at home ask your child to tell you the day, date, month each morning. Use the calendar and ask questions such as...

- What month is it?
- How many days in the month?
- How many Fridays/Mondays/ Thursdays? etc.
- What day is the 4<sup>th</sup> of - on? etc.
- What date is the third Wednesday of the month? etc.

**Game:** Click [here](#) to play a game to help you read information from a calendar.

**Workbook Activity:** Planet Maths- Open your book on page 136. Try activities A and B.

## Suggested Schedule and Guidance for Work – June 1<sup>st</sup> - 5<sup>th</sup>

### Thursday: Time-The Calendar

Click [here](#) for a selection of worksheets to give you some more practice reading the calendar. You don't need to print them out, you can just open them and try answer them orally.

### Gaeilge

Scéal: Na Trí Ghabhar agus an Troll (Story: Three Billy Goats and the Troll)

### Monday

Click [here](#) to listen to and see this weeks new words. Try saying each word after me.



### Wednesday

Today we are going to listen to a story called 'Na Trí Ghabhar agus an Troll'. You will hear lots of the words we practised yesterday in the story. Click [here](#) to listen to the words again.

Click [here](#) to listen to the story. Don't worry if you can't understand every word of the story. Draw a picture of the story or click [here](#) to print an activity sheet (colour, cut and put in order)

### Thursday

Seesaw Activity: Login to Seesaw to complete today's activity.

## Suggested Schedule and Guidance for Work - June 1<sup>st</sup> - 5<sup>th</sup>

### Religion

#### Grow in Love: Inter-Religious Education Lesson

This week will learn about some faiths and religious traditions that might be different to our own. We will learn about Christianity, Islam and Judaism.

Here are some activities you can explore this week...

**Stories-** Parents, click [here](#) to view stories you can read to your child about 3 friends from different religious backgrounds.

**Video-** Click [here](#) to see children performing a song from Judaism religious tradition.

**Workbook-** You will also find activities on pages 62 and 63 of your child's workbook that you might like to complete too.

Dear God,

Help us to show our love for one another,  
And to treat other people as we would like to be  
treated.

May we always show kindness and respect to one  
another.

We make this prayer through Christ our Lord.

Amen.

### SESE- Signs of Summer

**Seesaw Activity-** Login to Seesaw to learn about some of the seasonal changes that happen during summer.

**Activity-** What a Wonderful World Pg 60 'Signs of Summer'. Draw a picture in each box to show the signs of summer.

## Suggested Schedule and Guidance for Work – June 1<sup>st</sup> - 5<sup>th</sup>

### Art

Throughout our year in 1<sup>st</sup> class we have learned about Autumn, Winter, Spring and now Summer. For art this week why not try out one of these ideas to show the changes that happen to a tree during each of the 4 seasons.

- <https://www.easypeasyandfun.com/four-seasons-tree-craft/>
- <https://www.artycraftykids.com/art/four-season-handprint-tree/>
- <https://www.redtedart.com/kids-crafts-4-seasons-autumn/>
- <https://alittlepinchofperfect.com/4-seasons-nature-tree-craft-for-kids/>

### P.E

Over the past few weeks, you have worked on improving throwing and catching skills. Click the link to try some throwing and catching challenges- [Throwing and Catching Challenges Part 1](#) and [Throwing and Catching Challenges Part 2](#)

### SPHE

**Seesaw Activity: Growth Mindset Lesson 4-** Login to Seesaw to see part four of Mojo's growth mindset story.