

# 1<sup>st</sup> Class - Suggested Schedule and Guidance

## \*TIP\*

Don't forget- If you are using the links to websites (Folens Online, Grow in Love, Twinkl) it is easier to access the links if you have registered and are logged in on your device first. Click [here](#) for details of how to log in.

## Notes/Messages:

- **RTE School hub:** RTE 2 daily at 11am.
- **Seesaw:** I have added some more of our activities this week on Seesaw. They are highlighted in green. Don't forget to join us on Seesaw if you haven't already done so. If you are having problems logging in send me an email and I will try to help.

**Suggested Schedule and Guidance for Work - May 18<sup>th</sup>- 22<sup>nd</sup>**

Monday 18 <sup>th</sup> May	Tuesday 19 <sup>th</sup> May	Wednesday 20 <sup>th</sup> May	Thursday 21 <sup>st</sup> May	Friday 22 <sup>nd</sup> May
<p align="center"><b>Literacy</b></p> <ul style="list-style-type: none"> <li>□ <b>Spellbound</b> Unit 31 Box 1 &amp; Activity A and B</li> <li>□ <b>Starlight Oral Language Programme- Camping-</b> Explore and discuss 'Camping' poster. (*)</li> <li>□ <b>Just Handwriting Copy-</b> Do one page</li> </ul>	<p align="center"><b>Literacy</b></p> <ul style="list-style-type: none"> <li>□ <b>Spellbound</b> Unit 31 Box 2 &amp; Activity C and D</li> <li>□ <b>Starlight Combined Reading and Skills Book-</b> Read/Listen to 'The Great Outdoors' and discuss focus words (*)</li> <li>□ <b>Phonics-</b> Writing words with oy and oi (*)</li> </ul>	<p align="center"><b>Literacy</b></p> <ul style="list-style-type: none"> <li>□ <b>Spellbound</b> Unit 31 Box 3 &amp; Activity E and F</li> <li>□ <b>Starlight Combined Reading and Skills Book-</b> Read/Listen to 'The Great Outdoors' and answer questions orally (*)</li> <li>□ <b>Grammar-</b> Contractions- can't/don't (*)</li> </ul>	<p align="center"><b>Literacy</b></p> <ul style="list-style-type: none"> <li>□ <b>Spellbound</b> Unit 31 Box 4 &amp; Activity G and H</li> <li>□ <b>Starlight Combined Reading and Skills Book-</b> Read/Listen to 'The Great Outdoors' (*)</li> <li>□ <b>Writing-</b> Narrative Writing- Exploring parts of a narrative text (*)</li> </ul>	<p align="center"><b>Literacy</b></p> <ul style="list-style-type: none"> <li>□ <b>Starlight Oral Language Programme- Camping-</b> Explore and discuss 'Camping' poster and activity below. (*)</li> <li>□ <b>News-</b> Write about your week.</li> </ul>
<p align="center"><b>Numeracy</b></p> <ul style="list-style-type: none"> <li>□ <b>Tables:</b> Subtraction - do the next set</li> <li>□ <b>Master Your Maths-</b> Monday</li> <li>□ <b>Time-</b> o'clock times (*)</li> </ul>	<p align="center"><b>Numeracy</b></p> <ul style="list-style-type: none"> <li>□ <b>Tables:</b> Subtraction - do the next set</li> <li>□ <b>Master Your Maths-</b> Tuesday</li> <li>□ <b>Time-</b> half past times (*)</li> </ul>	<p align="center"><b>Numeracy</b></p> <ul style="list-style-type: none"> <li>□ <b>Tables:</b> Subtraction - do the next set</li> <li>□ <b>Master Your Maths-</b> Wednesday</li> <li>□ <b>Time-</b> o'clock and half past times (*)</li> </ul>	<p align="center"><b>Numeracy</b></p> <ul style="list-style-type: none"> <li>□ <b>Tables:</b> Subtraction - do the next set</li> <li>□ <b>Master Your Maths-</b> Thursday</li> <li>□ <b>Time-</b> o'clock and half past times (*)</li> </ul>	<p align="center"><b>Numeracy</b></p> <ul style="list-style-type: none"> <li>□ <b>Revision/Games:</b> Time /Tables (*)</li> </ul>
<p align="center"><b>Gaeilge</b></p> <ul style="list-style-type: none"> <li>□ <b>Bia-</b> Listen to and learn our new words on Seesaw (*)</li> </ul>	<p align="center"><b>History</b></p> <ul style="list-style-type: none"> <li>□ <b>Fionn and the Dragon-</b> Listen to the story of Fionn and the Dragon (*)</li> </ul>	<p align="center"><b>Gaeilge</b></p> <ul style="list-style-type: none"> <li>□ <b>Bia-</b> Play the games to practice our new words (*)</li> </ul>	<p align="center"><b>Gaeilge</b></p> <ul style="list-style-type: none"> <li>□ <b>Bia-</b> Poem: Listen to our poem "Is maith liom" on Seesaw(*)</li> </ul>	<p align="center"><b>Science</b></p> <ul style="list-style-type: none"> <li>□ <b>Floating and Sinking-</b> Learn about Floating and Sinking on Seesaw (*)</li> </ul>
<p align="center"><b>Religion</b></p> <ul style="list-style-type: none"> <li>□ Daily Prayers / Grow in Love- (*)</li> </ul>	<p align="center"><b>Religion</b></p> <ul style="list-style-type: none"> <li>□ Daily Prayers / Grow in Love (*)</li> </ul>	<p align="center"><b>Religion</b></p> <ul style="list-style-type: none"> <li>□ Daily Prayers / Grow in Love (*)</li> </ul>	<p align="center"><b>Religion</b></p> <ul style="list-style-type: none"> <li>□ Daily Prayers / Grow in Love (*)</li> </ul>	<p align="center"><b>Religion</b></p> <ul style="list-style-type: none"> <li>□ Daily Prayers / Grow in Love (*)</li> </ul>
<p align="center"><b>P.E</b></p> <ul style="list-style-type: none"> <li>□ Daily Exercise</li> </ul>	<p align="center"><b>P.E</b></p> <ul style="list-style-type: none"> <li>□ Daily Exercise</li> </ul>	<p align="center"><b>P.E</b></p> <ul style="list-style-type: none"> <li>□ Daily Exercise</li> </ul>	<p align="center"><b>P.E</b></p> <ul style="list-style-type: none"> <li>□ Daily Exercise</li> </ul>	<p align="center"><b>P.E</b></p> <ul style="list-style-type: none"> <li>□ Daily Exercise</li> </ul>
<p align="center"><b>Art</b></p> <ul style="list-style-type: none"> <li>□ <b>Make a Clock</b> (Suggested maths activity- see guidance for maths)</li> </ul>	<p align="center"><b>Music</b></p> <ul style="list-style-type: none"> <li>□ <b>How much is that Doggy?-</b> Listen to and sing along (*)</li> </ul>	<p align="center"><b>Geography</b></p> <ul style="list-style-type: none"> <li>□ <b>Spain-</b> Learn about Spain on Seesaw</li> </ul>	<p align="center"><b>SPHE</b></p> <ul style="list-style-type: none"> <li>□ <b>Growth Mindset-</b> Listen to Part 2 of story on Seesaw</li> </ul>	

**Literacy: Monday- Oral Language/ Handwriting**

**Oral Language- Camping**

Click [here](#) to see our poster 'Camping'- Click on 'Story 1' or 'Story 2' to listen to the story. (Story 1 is easier and story 2 uses more challenging language). Click on 'Explore' mode and discuss the poster with your helper. Here are some questions your helper can ask you if they wish- just answer them orally you don't need to write the answers.

**Observation and description:**

- Where is the family?
- What are they doing?
- What is happening around the campfire?
- Who is sitting on the fold out chairs?
- What animals do you see in the picture?
- What is the boy with the stripy blue top doing?

**Making inferences**

- What time of the day might it be? What makes you think that?
- What season of the year might it be? Why do you think that?
- What activities might they do the following day? What do you see in the picture that makes you think this?
- What do you *not* see in the picture that would be useful on a camping trip?  
(*Torches/toilet/map/raincoats etc.*)

**Personal connections**

- Have you ever gone a camping trip?
- What did (would) you enjoy about a camping trip?
- What did (would) you not like about a camping trip?

**Just Handwriting Copy**

If you have your copy home do the next page in your neatest writing. If you don't have your copy home you can just practise your letter formation onto a page or into your copybook. You can use this [link](#) to help you remember how to form the letters correctly.

Literacy: Tuesday- Reading/ Phonics

**Reading-** Starlight Combined Reading and Skills Book- The Great Outdoors

This week we are learning about NARRATIVE texts. Can you remember what a narrative is? Watch this [genre video](#) to help you remember.











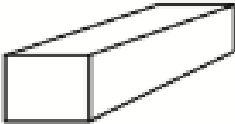

Listen to/Read this weeks text 'The Great Outdoors' [here](#). Talk about the text with your helper. Do you know what the focus words in **bold** mean? You can listen to them [here](#).

adventure	packed	campsite	assemble
trout	marshmallows	toasted	biscuits

**Phonics-** oy and oi

Last week we practised reading words with the **OY** and **OI** sound. This week we are going to try and write words with this sound. Don't worry if you don't have the sheet- you can just write a list of the words into your copybook.

Tip: 'oi' usually sits in the middle of the word and 'oy' likes go at the end.

 b _ _	 s _ _ l	 b _ _ l
 t _ _	 c _ _ ns	 enj _ _
 n _ _ sy	 r _ _ al	 tinf _ _ l
 destr _ _	 cub _ _ d	 ann _ _ ed

**Literacy: Wednesday- Reading/Grammar**

**Reading-** *Starlight Combined Reading and Skills Book- The Great Outdoors*

Re-Read this weeks text 'The Great Outdoors' [here](#). Answer these questions **orally**- you don't have to write the answers.

**Answer the questions.**

1. What did Dad and the children pack for their camping trip?

---

---

2. How did Emma feel about going camping?

---

---

3. Where was the campsite?

---

---

4. How did Ben and Emma help Dad?

---

---

5. What did they use to catch the fish?

---

---

6. When did they make the s'mores?

---

---

**Grammar-** *Contractions: can't and don't*

Sometimes we squeeze two words together to make one shorter word. This is called a contraction.

Examples: Can + not (written as one word, cannot) = Can't

Do + not = Don't

'I **can't** fit in another thing!' said Dad.

'I **don't** know why I thought camping was so scary!' she thought.

Rewrite this passage into your copybook or onto a page.

Use **can't** instead of **cannot** and **don't** instead of **do not**.

Dad, can you meet me at the lake? I cannot find Ben and I do not know the way back to the campsite. It is getting dark and I cannot see very well. I do not want to be out here alone!

Literacy: Thursday- Writing

Writing- Narrative Writing- Parts of a Narrative


Can you remember the parts of a narrative text?

**Narrative Texts**

**Narratives have...**

- Title
- Characters- Who is in the story?
- Setting- Where is the taking place?
- Events- What happens first, next, then, after that...?
- Ending- A sentence to end your story

Use the story 'The Great Outdoors' to answer the questions. You can write onto the sheet or into your copybook.



**Title (What is the title of the story?)**

\_\_\_\_\_

**Characters (Who is in the story?)**

\_\_\_\_\_

**Setting (Where does the story take place?)**

\_\_\_\_\_

**Events**

First \_\_\_\_\_

Second \_\_\_\_\_

Third \_\_\_\_\_

Fourth \_\_\_\_\_

**Ending (Write an ending sentence.)**

\_\_\_\_\_

**Literacy: Friday- Oral Language/ Writing**

**Oral Language- Camping**

Click [here](#) to see our poster 'Camping'- Click on 'Explore' mode. Use the poster to play the game below.

**Game: I spy ... I hear ... I smell**

Describe objects from the poster based on what they either look, sound or smell like, examples:

I spy with my little eye ...

- Something spikey, small and sleepy.
- Something blue and warm and cosy.
- Something red that keeps my drink warm.

Children take turns choosing an object from the poster and describing it based on how it looks while the other children must guess what the object is.

I hear with my little ear ...

- A crackling sound.
- A musical sound.

Children take turns choosing an object from the poster and describing what it sounds like while the other children must guess what the object is.

I smell with my little nose ...

- A sweet smell that reminds me of treats.
- A smoky smell that reminds me of breakfast.

Children take turns choosing an object from the poster and describing how it smells while the other children must guess what the object is.

**Writing- News**

- Use your word mat in your folder to help you write your news. You can find the word mat [here](#) either. Why not take a photo of your news and share it with me on Seesaw?

Copy of 'The Great Outdoors' if you can't access it online

## 7a

### The Great Outdoors

Dad, Ben and Emma were going on a camping **adventure**. They **packed** the car with a tent, sleeping bags, rucksacks and fishing rods. 'I can't fit in another thing!' said Dad.

Ben was excited but Emma was a little nervous. She had never been camping before. What if it was scary?

The **campsite** was at the edge of a forest.

Ben and Emma helped Dad to **assemble** the tent.

Then they took their fishing nets and buckets down to the lake to go fishing. It took a while to get a bite, but in the end they caught three **trout**!

Ben gathered sticks for a campfire. They cooked the fish on the fire and ate it for dinner.

After dinner, Dad showed them how to make s'mores. First, they put **marshmallows** on a stick and **toasted** them. Then they put the toasted marshmallow onto chocolate **biscuits**. They tasted great!

Emma was still a bit worried about sleeping in the tent but Dad said it would be fine. He told them some stories and they sang some campfire songs.

Ben and Emma fell asleep beneath the stars and Dad lifted them into the tent.

Emma woke up the next morning feeling happy. 'I don't know why I thought camping was so scary!' she thought. 'It's a lot of fun!'





## Numeracy

This week we are learning about the clock. We use a clock to tell the time. We will learn about o'clock times and half past times.

The best way to learn the time is to use a real clock and real-life situations.

If you have a clock at home your child could practice changing the time on it. (there are lots of interactive clocks available online either. Click [here](#) to try one.)

You could make a clock at home for your child to practice moving the hands on. Here are some links to show you how.

- Paper Plate Clock: <https://www.youtube.com/watch?v=7TdJzqGRXII>
- Printable Clock Template : <https://drive.google.com/open?id=1-E6ASISdEup6mVgbV44RCjtWaQrWXJVG>
- Make a Clock: <https://www.youtube.com/watch?v=xT5XJwbqa2E>

Talk about the time with your child. What time do we have dinner? What time do we get up at?

Set them a challenge to see can they spot an o'clock or half past time throughout the week.

We will be learning about earlier than and later than next week so perhaps you could work on this throughout the week too.

- It is 3 o'clock now. What time was it an hour ago? What time will it be in one hour?
- It is half past 5 now. What time was it a half hour ago? What time will it be in a half an hour?

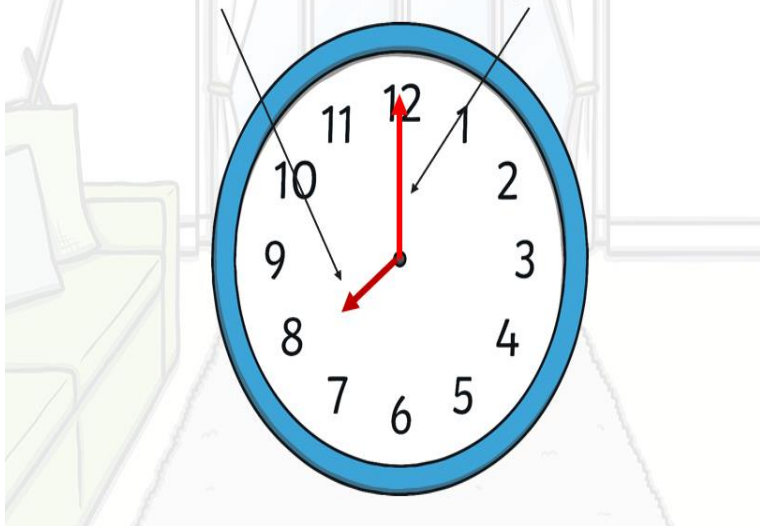
**Numeracy: Monday- Time: o'clock**

This is the **hour** hand.

This is the **minute** hand.

It is the shortest hand on the clock.

It is longer than the hour hand.



When the **minute** hand is pointing to 12, we call this time '**o'clock**'

On this clock the hour hand is pointing at the 8 and the minute hand is pointing to the 12.


The clock is showing that the time is 8 o'clock.

- **Video:** Click [here](#) to watch a video about 'o'clock' times.
- **Activity:** Can you read the time on these clocks? Write the time under the clock or you just say it out loud to your helper if you don't have a printer.


Write the time shown on each clock.



\_\_\_ o'clock



\_\_\_ o'clock



\_\_\_ o'clock



\_\_\_ o'clock



\_\_\_ o'clock



\_\_\_ o'clock



\_\_\_ o'clock



\_\_\_ o'clock

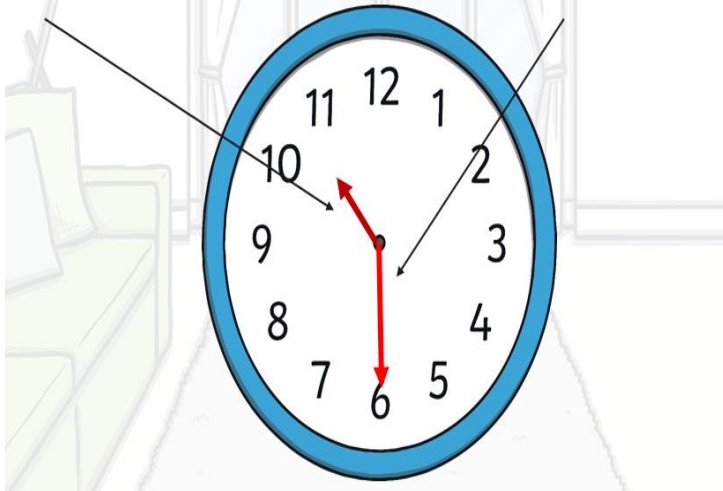
**Numeracy: Tuesday- half past times**

This is the **hour** hand.

This is the **minute** hand.

It is the shortest hand on the clock.

It is longer than the hour hand.

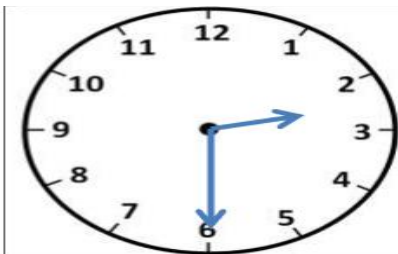


When the **minute** hand is pointing to 6, we call this time '**half past**'

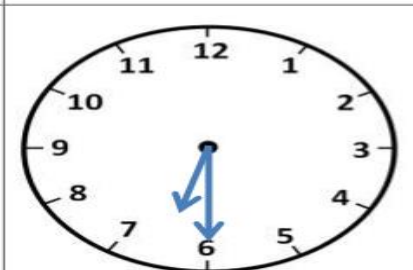
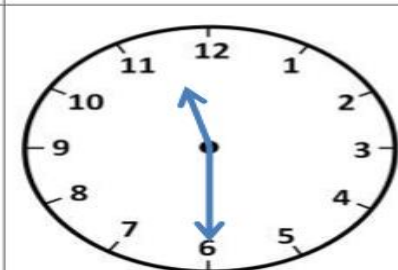
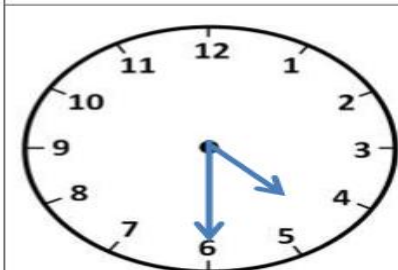
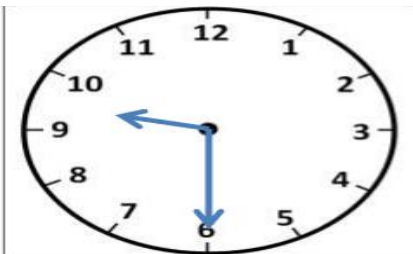
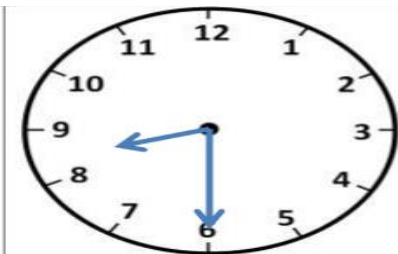
On this clock the minute hand is pointing to 6 and the hour hand is halfway in between 10 and 11.

The clock is showing that the time is half past 10.

- **Video:** Watch this [video](#) to learn more about half past times.
- **Activity:** Can you read the time on these clocks? Write the time under the clock or you just say it out loud to your helper if you don't have a printer.

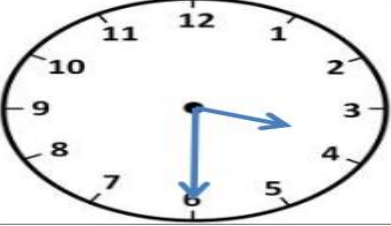
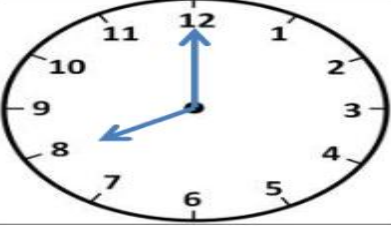
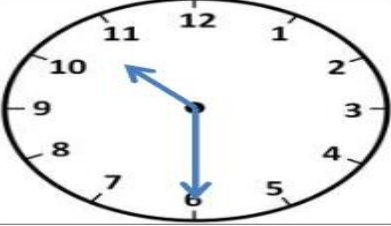

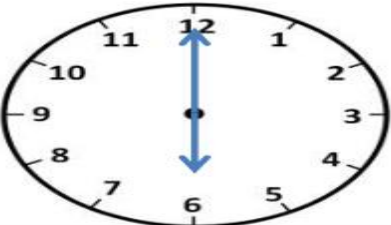
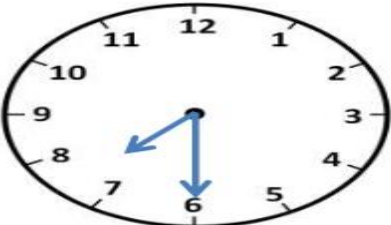


Half past 2



**Numeracy: Wednesday - o' clock and half past times**

- **Game:** Click [here](#) for a game. Choose the correct time for each clock.
- **Activity:** Write the time under the clock or you just say it out loud to your helper if you don't have a printer. Be careful- some are o'clock and some are half past.

		
Half past 3	_____ o'clock	
		

**Numeracy: Thursday**

Can you draw the hands on the clocks to show the times?

o'clock - longer hand points to 12

half past -longer hand points to 6.



9 o'clock



half past 3



5 o'clock



1 o'clock



half past 7



half past 8



10 o'clock



half past 12

### Numeracy: Friday

Here are some links to additional worksheets and online games you might like to try if you want/need more practice.

- <https://www.topmarks.co.uk/time/teaching-clock>
- <http://www.snappymaths.com/other/measuring/time/resources/halfhours/ohpreadanwords2.pdf>
- <http://www.snappymaths.com/other/measuring/time/resources/oclock/anoclockwords2.pdf>

### Religion

**Grow in Love: Theme 10- Grow in Love**

**Lesson 1- Living in Love**

Jesus gave his friends a rule to live by. He said 'Love one another. As I have loved you, you must love one another'.

This week try to think of times when you have shown people love or people have shown you love. Try to set some time aside each day to pray. Thank God for the people who show you love. Here are some activities you might like to explore this week: [Song](#), [Story](#), [Colour by Number](#)

**Dear God,**

**Thank you for all the people who show love to me.**

**Help me to show love to others by showing them kindness and respect**

**Amen**

### P.E

Let's work on our Throwing skill this week. There are some helpful videos to teach this skill available on <https://www.scoilnet.ie/pdst/physlit/beyond/> . Scroll down to 'Throwing' to watch the skill video for some tips on how improve your throw Click on 'Home Activity A//B/C' for some more throwing games/activities to try at home.

Gaeilge- Bia (bee-ah) - Food

Monday

Seesaw Activity: Login into Seesaw to listen to our new words and complete a simple activity.



sú



ubh



tósta



arán



bainne



im



subh



tae



calóga



ag ól



leaba

Wednesday

Can you remember any of our new words? Click here to watch the [video](#) again for more practice. You can see the video on Seesaw on Seesaw either (Monday's activity)

Click this link to play some games to practise these words

[https://content.folensonline.ie/programmes/AbairLiom/1st\\_class/resources/Poster/AL\\_1C\\_ACT\\_Postaer\\_L05\\_001/index.html](https://content.folensonline.ie/programmes/AbairLiom/1st_class/resources/Poster/AL_1C_ACT_Postaer_L05_001/index.html)

Click on 'Foclóir 1' for first activity and 'Foclóir 2' for another.

Friday

Seesaw Activity: Log into Seesaw to listen to our poem 'Is maith Liom'. Can you join in with me?

### History- Fionn and the Dragon

**Video:** Click [here](#) to listen to teacher reading the story Fionn and the Dragon. It is an old Irish myth from long ago.

**Activity:** Re-tell the story to someone at home- can you remember what happens? Use words like first, next, after that, then and finally to help you put the story in order. Draw a picture of your favourite part of the story and ask your helper at home to take a photo and share it with me on Seesaw?



## Fionn and the Dragon



### Geography-Spain

**Seesaw Activity: Spain-** Log into Seesaw to complete this activity and learn about Spain. Video available [here](#) also.

### Science- Floating and Sinking

**Seesaw Activity: Floating and Sinking-** Log into Seesaw to complete this activity about floating and sinking.

### SPHE

**Seesaw Activity: Growth Mindset-** Log into Seesaw to see another video about the importance of having a growth mindset.

### Music

Click [here](#) to listen to the song 'How Much is that Doggie in the Window?'. Sing along.