

Suggested Schedule and Guidance

TIP

Don't forget- If you are using the links to websites (Folens Online, Grow in Love, Twinkl) it is easier to access the links if you have registered and are logged in on your device first. Click [here](#) for details of how to log in.

Notes/Messages:

****Happy Birthday to Rhona who is celebrating her birthday this week****



- **Reading:** Don't forget to keep reading as much as possible- there are lots of great website offering free access to ebooks/read alouds. Check these websites out <https://www.librariesireland.ie/services> , <https://www.vooks.com/>, www.storylineonline.net and www.stories.audible.com To access free e-readers similar to those we use at school go to <https://www.oxfordowl.co.uk/> and click 'join us' to create your free account. Once you have logged in you can access many levelled reading books from excellent reading schemes.
- **RTE School hub:** RTE 2 daily at 11am.

Suggested Schedule and Guidance for Work - May 11th- 15th

Monday 11 th May	Tuesday 12 th May	Wednesday 13 th May	Thursday 14 th May	Friday 15 th May
Literacy	Literacy	Literacy	Literacy	Literacy
<ul style="list-style-type: none"> □ Read at Home-Week 30 Day 1 □ Spellbound Unit 30 Box 1 & Activity A and B □ Starlight Combined Reading and Skills Book- Read/Listen to 'How to Make Cupcakes' and focus words (*) □ Just Handwriting Copy- Do one page 	<ul style="list-style-type: none"> □ Read at Home-Week 30 Day 2 □ Spellbound Unit 30 Box 2 & Activity C and D □ Starlight Combined Reading and Skills Book- Read/Listen to 'How to Make Cupcakes' and answer questions orally (*) □ Phonics- oy and oi (*) 	<ul style="list-style-type: none"> □ Read at Home-Week 30 Day 3 □ Spellbound Unit 30 Box 3 & Activity E and F □ Starlight Oral Language Programme- In the Kitchen- Revise the story and try oral language activities below (*) □ Grammar- Using know/no(*) 	<ul style="list-style-type: none"> □ Read at Home-Week 30 Day 4 □ Spellbound Unit 30 Box 4 & Activity G □ Writing- Procedural Writing: How to Make a Banana Sandwich (*) 	<ul style="list-style-type: none"> □ Starlight Oral Language Programme- In the Kitchen- Play the guessing 'What am I?' game (*) □ News- Write about your week.
Numeracy	Numeracy	Numeracy	Numeracy	Numeracy
<ul style="list-style-type: none"> □ Tables: Subtraction - do the next set □ Master Your Maths- Monday □ 2-digit addition (*) 	<ul style="list-style-type: none"> □ Tables: Subtraction - do the next set □ Master Your Maths- Tuesday □ 2-digit addition (*) 	<ul style="list-style-type: none"> □ Tables: Subtraction - do the next set □ Master Your Maths- Wednesday □ 2-digit subtraction (*) 	<ul style="list-style-type: none"> □ Tables: Subtraction - do the next set □ Master Your Maths- Thursday □ 2-digit +/- (*) 	<ul style="list-style-type: none"> □ Revision/Games: 2 -digit + and - /Tables (*)
Gaeilge	Science	Gaeilge	Gaeilge	Gaeilge
<ul style="list-style-type: none"> □ An Nuacht agus Aimsir □ Éadaí- Can you find the items of clothing in your house and name them in Irish? (*) 	<ul style="list-style-type: none"> □ Electricity- Learn about electrical dangers in the home (*) 	<ul style="list-style-type: none"> □ An Nuacht agus Aimsir □ Líne Éadaí- What is on the clothesline? (*) 	<ul style="list-style-type: none"> □ An Nuacht agus Aimsir □ Sam agus Sal- What are Sam and Sal wearing? (*) 	<ul style="list-style-type: none"> □ An Nuacht agus Aimsir □ Féach Orm!- What am I wearing? (*)
Religion	Religion	Religion	Religion	Religion
<ul style="list-style-type: none"> □ Daily Prayers □ Grow in Love- Creation Story Part 1 (*) 	<ul style="list-style-type: none"> □ Daily Prayers □ Grow in Love- Creation Story Part 2 (*) 	<ul style="list-style-type: none"> □ Daily Prayers □ Grow in Love- God's Creation (*) 	<ul style="list-style-type: none"> □ Daily Prayers □ Grow in Love- Creation Prayer (*) 	<ul style="list-style-type: none"> □ Daily Prayers
P.E	P.E	P.E	P.E	P.E
<ul style="list-style-type: none"> □ Daily Exercise 	<ul style="list-style-type: none"> □ Daily Exercise 	<ul style="list-style-type: none"> □ Daily Exercise 	<ul style="list-style-type: none"> □ Daily Exercise 	<ul style="list-style-type: none"> □ Daily Exercise
History	Choice Board	SPHE	Geography	Art
<ul style="list-style-type: none"> □ Leonardo da Vinci- Learn about a famous person from the past (*) 	<ul style="list-style-type: none"> □ Choose an activity from the choice board or do an activity of your own choice 	<ul style="list-style-type: none"> □ Growth Mindset- The power of YET Seesaw Activity 	<ul style="list-style-type: none"> □ People at Work- Learn about people who work in the local area (*) 	<ul style="list-style-type: none"> □ The Mona Lisa (*)

Suggested Schedule and Guidance for Work - May 11th- 15th

Literacy: Monday- Reading/ Handwriting

Reading- *Starlight Combined Reading and Skills Book- How to Make Cupcakes*

- Listen to/Read this week's text 'How to Make Cupcakes' [here](#). Talk about the text with your helper. Do you know what the focus words in **bold** mean? You can listen to them [here](#).

chocolate	utensils	gloves
preheat	microwave	drizzle

Just Handwriting Copy

- If you have your copy home do the next page in your neatest writing. If you don't have your copy home, you can just practise your letter formation onto a page or into your copybook. You can use this [link](#) to help you remember how to form the letters correctly.

Literacy: Tuesday- Reading/ Phonics

Reading- *Starlight Combined Reading and Skills Book- How to Make Cupcakes*

- Re-read this week's text 'How to Make Cupcakes'. Discuss and answer these questions orally- you don't have to write the answers.

Answer the questions.

1. How many eggs does the recipe say to use?

2. What utensil is used to mix the margarine and sugar together?

3. What is added to the mixture just before the flour?

4. How is the flour added to the mixture?

5. For how long do you bake the mixture?

6. What ingredients are used to decorate the cupcakes?

Phonics- oy and oi

Today we are learning about about **OY** and **OI**. These sounds both make the same sound like in **boy** and **soil**.

Listen to this [video](#) to hear the sounds.

Can you find all the oy and oi words in this rhyme? Colour the **oi** and **oy** words you find. I found 13. You can listen to the rhyme [here](#) too.

Two Spoiled Little Boys

No one I know makes quite as much noise
As Jimmy and Timmy, two spoiled little boys.
When one throws his toys, the other joins in,
They both raise their voices, they make such a din!

Jim enjoys shouting and being annoying,
Tim prefers breaking, stomping and destroying.
They're boisterous and bold, louder than all the others,
And I can't avoid them because they're my brothers!

Kerri Ward

Suggested Schedule and Guidance for Work - May 11th- 15th

Literacy: Wednesday- Oral Language/Grammar

Oral Language- In the Kitchen

Click [here](#) to see our poster 'In the Kitchen'- click on 'Explore Mode'. Discuss the poster using these questions- just answer them orally you don't need to write the answers.

1. What does the poster show?
2. What do you call the information that you need, to know how to bake something? (*Recipe*)
3. What are cupcakes?
4. What are ingredients? Can you name all the ingredients needed to make cupcakes?
5. Besides ingredients what else do you need to make cupcakes? (*cooking equipment/utensils*)
6. What is the person doing in Step 3? What are they using? What is the person doing in Step 5? What does the sieve do?
7. What colours are the cupcake cases? What are they made of?
8. What can you use to melt the chocolate? Is there any other way to melt the chocolate?
9. What do you use the smarties for?
10. Can you think of any words that rhyme with eggs (*Legs, eggs, begs, pegs*), bake (*Cake, make, shake, rake*) butter (*Mutter, shutter, flutter*)?
11. Can you find something that starts with an 's' sound? 'b' sound etc.
12. Can you find something that we sprinkle/spread/break?
13. Can you find a soft food? a hard food?

Grammar- Using know and no

know- I **know** the answer. Do you **know** my name?

no- There is **no** milk left. I have **no** pencil

Choose 'no' or 'know' for each sentence. Write it onto the sheet or into your copybook.

1. We have _____ homework on a Friday.
2. I _____ what age you are.
3. There were _____ fish in the pond.
4. There are _____ more sweets.
5. I _____ my spellings.
6. In winter, there are _____ leaves on some trees.
7. I don't _____ the answer to the question.

Literacy: Thursday- Writing

Writing- Procedural Writing- How to Make a Banana Sandwich

These pictures show how to make a banana sandwich. But they are all mixed up! Can you put the pictures in the right order? Write the numbers 1-7 below each picture. I have done the first one for you.



1

Now try to write a sentence for each of the steps. You can write it onto a sheet or into your copybook. Don't forget to give your writing a title and to draw a picture too. Click [here](#) to see one I wrote. Remember to use a bossy verb at the start of each step to tell the reader what to do. Here are some bossy verbs to help you.

get spread put use place eat cut slice

Literacy: Friday- Oral Language/ Writing

Oral Language- In the Kitchen

Game: What am I?

Parent/helper describes different cooking utensils or kitchen equipment and the child must guess what each item is. You could write the names of the items you are going to give clues for on a page at the beginning to help your child. Maybe your child could then try and make up some clues for you to guess.

Examples: I am made of cloth or plastic. You put me on you when you are cooking to protect your clothes (*apron*); I am made of wood. I am long and thin like a stick, but I have a round end. You use me to stir and mix things when you are cooking (*wooden spoon*).

Writing- News

- Use your word mat in your folder to help you write your news. You can find the word mat [here](#) either.

Copy of 'How to Make Cupcakes' if you can't access it online

6b

How to Make Cupcakes

Ingredients:

125g margarine
125g sugar
2 eggs
125g flour
200g cooking **chocolate**
Smarties to decorate

Utensils:

cupcake tray
paper cases
mixing bowl
wooden spoon
whisk
sieve
tablespoon
oven **gloves**

Method:

1. Ask an adult to **preheat** the oven to 180°C/Gas Mark 4.
2. Line the cupcake tray with paper cases.
3. Use a whisk to mix the margarine and sugar together in a mixing bowl.
4. Crack the eggs into the mixture one at a time and mix well with a wooden spoon.
5. Sieve the flour into the mixture and stir gently.
6. Spoon the mixture into the paper cases.
7. Bake in the oven for 20 minutes until the cupcakes are golden brown.
8. Ask an adult to remove them from the oven for you with the help of some oven gloves. Let the cupcakes cool.
9. Melt the chocolate in a bowl in the **microwave**.
10. **Drizzle** the chocolate over the cupcakes with a spoon and decorate with the Smarties.



Numeracy: Monday

This week we are learning about adding and subtracting bigger numbers. We can use tens and units to help us. We always start with the units first and then move to the tens.

The addition house

Step 1: Add the units.
Step 2: Add the tens.

Luke won 23 medals. Amy won 36.
How many medals did they win altogether?

$23 + 36 = ?$

short way

t	u
2	3
3	6
5	9

50 9

59

Click [here](#) to learn more about adding bigger numbers and to try some sums. Watch the Tutorials and try the Activity (blue tabs at top of screen)

Activity: Try these sums. Remember to add the units first, then add the tens.

1. (a)

t	u
2	2
3	6

 (b)

t	u
3	4
1	3

 (c)

t	u
4	5
2	4

 (d)

t	u
3	5
3	2

2. (a)

t	u
5	1
1	7

 (b)

t	u
7	5
2	2

 (c)

t	u
6	3
1	5

 (d)

t	u
5	4
3	4

Numeracy: Tuesday

Game: Can you add the tens and units. Don't forget to start with the units and then do the tens. <https://www.splashlearn.com/addition-games>

Activity: Try these sums. You can find lots more here if you want more practice.

(a)	t u	(b)	t u	(c)	t u	(d)	t u	(e)	t u	(f)	t u
	4 2		5 3		6 5		4 4		7 3		6 6
	+ 2 6		+ 3 6		+ 1 4		+ 2 5		+ 2 4		+ 3 3
	□		□		□		□		□		□

Numeracy: Wednesday

Today we are looking at subtracting or taking away bigger numbers.

Subtraction 4

Step 1: Take away the units.
Step 2: Take away the tens.

A $35 - 12 = ?$

t	u
3	5
-	1
2	3

B $46 - 24 = ?$

t	u
4	6
-	2
2	2

- Click [here](#) to learn more about subtracting bigger numbers and to try some sums. Watch the **Tutorials** and try the **Activity** (blue tabs at top of screen)
- **Activity:** Try these sums. Don't forget to TAKE AWAY

Complete the following.

1. (a)	(b)	(c)	(d)																																
<table border="1"><tr><td>t</td><td>u</td></tr><tr><td>2</td><td>4</td></tr><tr><td>-</td><td>1</td></tr><tr><td></td><td>2</td></tr></table>	t	u	2	4	-	1		2	<table border="1"><tr><td>t</td><td>u</td></tr><tr><td>3</td><td>6</td></tr><tr><td>-</td><td>1</td></tr><tr><td></td><td>4</td></tr></table>	t	u	3	6	-	1		4	<table border="1"><tr><td>t</td><td>u</td></tr><tr><td>5</td><td>5</td></tr><tr><td>-</td><td>2</td></tr><tr><td></td><td>4</td></tr></table>	t	u	5	5	-	2		4	<table border="1"><tr><td>t</td><td>u</td></tr><tr><td>4</td><td>6</td></tr><tr><td>-</td><td>2</td></tr><tr><td></td><td>3</td></tr></table>	t	u	4	6	-	2		3
t	u																																		
2	4																																		
-	1																																		
	2																																		
t	u																																		
3	6																																		
-	1																																		
	4																																		
t	u																																		
5	5																																		
-	2																																		
	4																																		
t	u																																		
4	6																																		
-	2																																		
	3																																		
2. (a)	(b)	(c)	(d)																																
<table border="1"><tr><td>t</td><td>u</td></tr><tr><td>7</td><td>9</td></tr><tr><td>-</td><td>4</td></tr><tr><td></td><td>5</td></tr></table>	t	u	7	9	-	4		5	<table border="1"><tr><td>t</td><td>u</td></tr><tr><td>6</td><td>7</td></tr><tr><td>-</td><td>5</td></tr><tr><td></td><td>7</td></tr></table>	t	u	6	7	-	5		7	<table border="1"><tr><td>t</td><td>u</td></tr><tr><td>9</td><td>8</td></tr><tr><td>-</td><td>6</td></tr><tr><td></td><td>4</td></tr></table>	t	u	9	8	-	6		4	<table border="1"><tr><td>t</td><td>u</td></tr><tr><td>9</td><td>9</td></tr><tr><td>-</td><td>5</td></tr><tr><td></td><td>9</td></tr></table>	t	u	9	9	-	5		9
t	u																																		
7	9																																		
-	4																																		
	5																																		
t	u																																		
6	7																																		
-	5																																		
	7																																		
t	u																																		
9	8																																		
-	6																																		
	4																																		
t	u																																		
9	9																																		
-	5																																		
	9																																		

Suggested Schedule and Guidance for Work - May 11th- 15th

Numeracy: Thursday

Try these sums- be careful some are addition, and some are subtraction so make sure you check if it is a + or - sign before you start. You can write T and U above each sum to help you if you need to. You can do them onto the sheet or into a copybook.

$$\begin{array}{r} 98 \\ - 84 \\ \hline \end{array}$$

$$\begin{array}{r} 50 \\ + 13 \\ \hline \end{array}$$

$$\begin{array}{r} 87 \\ - 42 \\ \hline \end{array}$$

$$\begin{array}{r} 83 \\ + 13 \\ \hline \end{array}$$

$$\begin{array}{r} 78 \\ - 64 \\ \hline \end{array}$$

$$\begin{array}{r} 23 \\ + 71 \\ \hline \end{array}$$

$$\begin{array}{r} 54 \\ - 22 \\ \hline \end{array}$$

$$\begin{array}{r} 77 \\ + 21 \\ \hline \end{array}$$

Numeracy: Friday

Links to additional worksheets for revision of this weeks' work if you want or need more practice. There are lots of free worksheets available online at the following links or by google searching for them- If you are searching yourself please be sure to search for **2-digit addition/subtraction without regrouping** as we haven't worked on regrouping numbers yet and it may cause some confusion.

- <https://www.math-salamanders.com/2-digit-addition-without-regrouping.html>
- <https://www.math-salamanders.com/two-digit-subtraction-without-regrouping.html>
- https://drive.google.com/open?id=19oClaX3bU7UD2A_Ysn4BdF7Gtm57H-a2

P.E

Let's work on our Balancing skill this again week. There are some helpful videos to teach this skill available on <https://www.scoilnet.ie/pdst/physlit/beyond/> . Scroll down to 'Balancing' to watch the skill video for some tips on how improve your balance. Click on 'Home Activity A//B/C' for some more balancing games/activities to try at home.

Suggested Schedule and Guidance for Work - May 11th- 15th

Gaeilge- Monday: Éadaí (ay-dee) - Clothes

Can you find these items of clothing in your house? Look for them and say the word when you find each one. Can you put each word into a sentence out loud when you find them? You don't need to write the sentences down. Use the words below to help you.

Tá _ agam.

(I have _ .)



	geansaí (gan-see)	gúna (goo-na)	
	cóta (c-oh-ta)	léine (lay-na)	
veist (v-eh-sht)	bróga (bro-ga)	sciorta (sk-or-ta)	t-léine (t-lay-na)
stocaí (st-uh-kee)	buataisí (boo-ta-she)	bríste (bree-sh-ta)	carbhat (car-vot)
hata (ha-ta)			

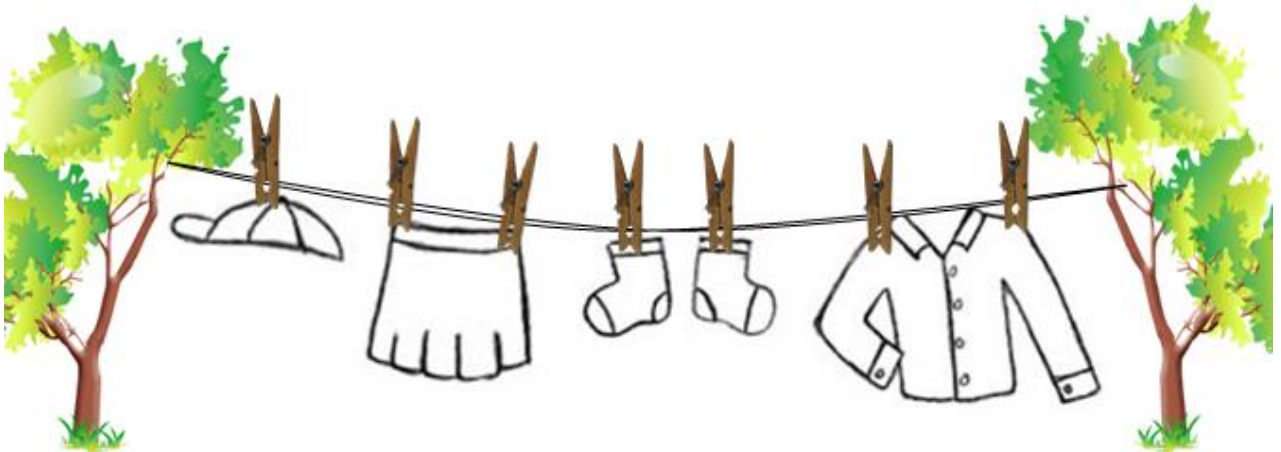
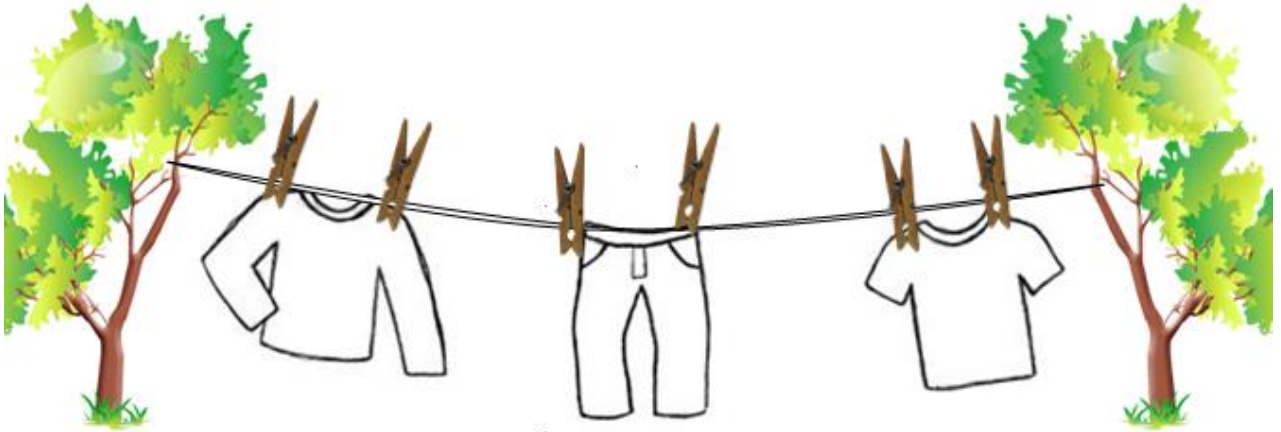
Suggested Schedule and Guidance for Work - May 11th- 15th

Gaeilge -Tuesday: Líne Éadaí (Lee-na ay-dee) - Clothes Line

What is on the clothesline? Try to make a sentence out loud using each item of clothing. You don't have to write the sentences. Use the words from yesterday to help you.


Tá ____ ar an líne.

(_ is on the line.)



Léigh agus Dathaigh- Read and colour

- Dathaigh an *sciorta dearg*.
Colour the skirt red
- Dathaigh an *geansaí buí*.
- Dathaigh na *stocáí gorm*.
- Dathainn an *léine glas*.
- Dathaigh an *hata oráiste*.




Suggested Schedule and Guidance for Work - May 11th- 15th

Gaeilge- Wednesday: Cád atá ar Sam agus Sal

Féach ar Sam agus Sal. Look at Sam and Sal.

Cád atá ar Sam? What is on Sam?



geansaí bróga léine bríste


Tá l _____ ar Sam.

Tá g _____ ar Sam.

Tá b _____ ar Sam.

Tá b _____ ar Sam.

Cád atá ar Sal? What is on Sal?



bróga léine gúna stocaí

Tá l _____ ar Sal.

Tá g _____ ar Sal.

Tá b _____ ar Sal.

Tá b _____ ar Sal.

Gaeilge- Thursday: Féach Orm! (Look at me!)

Draw a picture or find a photograph of yourself wearing your favourite clothes.

Can you make up a few sentences to tell me what clothes you are wearing? Use the words from earlier in the week to help you.

Cád atá ort? What is on you?

Tá _____ orm.

Suggested Schedule and Guidance for Work - May 11th- 15th

Religion

Grow in Love

Theme 9- Creation

Lesson 1- God made the World

This week we are recalling the story of the creation of the world that you heard in Junior and Senior Infants. We give thanks to our Lord God for creating the world.

- **Monday: Story-Creation Story Part 1-** Click [here](#) to watch the video and listen to the story.
- **Tuesday: Story- Creation Story Part 2-** Click [here](#) to watch the video and listen to the story.
- **Wednesday: Activity- God's Creation-** Think about your favourite parts of God's creation- your favourite land animal, tree, plant, flower, sea creatures, people. Draw a picture and write a few sentences about your favourite parts of God's creation in your copybook.
- **Thursday:** Say a prayer to thank God for the wonderful world he created. You can do the actions if you want.

God within us ... (*Holds hands to the heart*)

God beyond us ... (*Hold hands outwards, at arms level, palms upwards*)

Creator of the earth ... (*Hold hands upwards, at shoulder level, palms upwards*)

Thank you for your gifts of Creation. (*Hands joined in prayer*)

Sign of the Cross

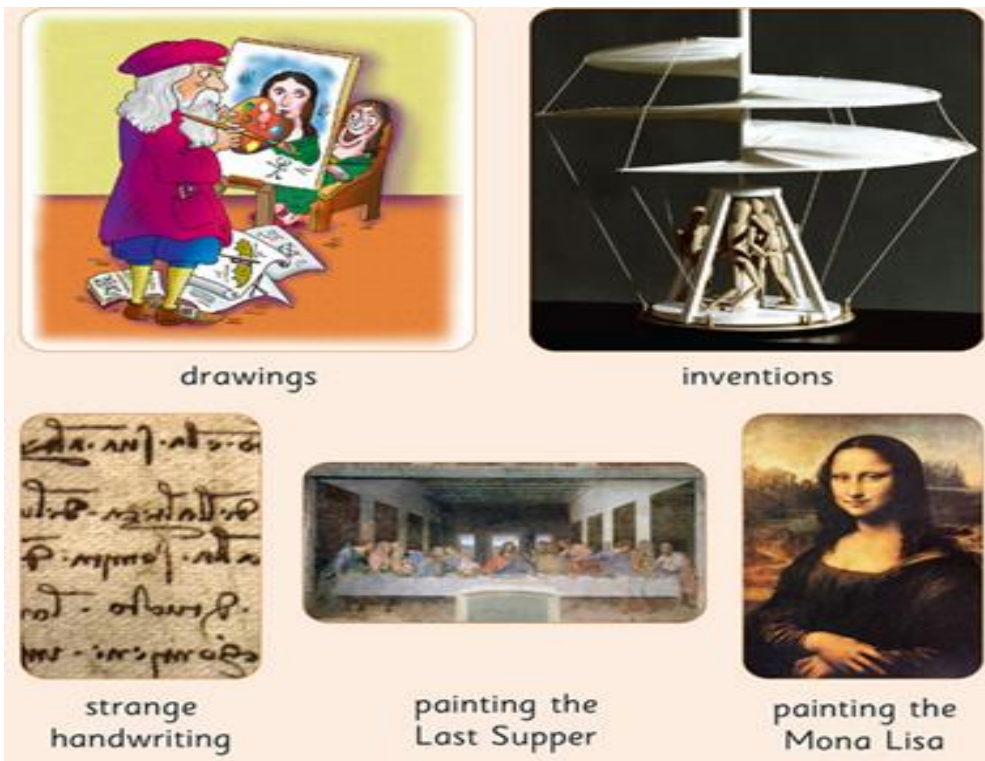
Art

Why not draw your own version of Leonardo's famous painting 'The Mona Lisa'? Click [here](#) for a picture to help you or you can print it and colour it in if you want.



History/Art

Let's learn about a famous person from the past. His name is Leonardo da Vinci. He was born in Italy over 500 years ago. He was famous for many things.



Click [here](#) to watch a video about Leonardo da Vinci if you want to learn more.

Can you answer these questions about Leonardo da Vinci. You can write the answers onto the sheet or into your copybook.

A - Questions


- 1 Where was Leonardo da Vinci born? _____.
- 2 When was Leonardo born?
_____.
- 3 What was Leonardo famous for? His p_____.
His i_____. His h_____.
- 4 What are Leonardo's most famous pictures called?
The M_____ L_____.
The L_____ S_____.

Science- Electricity

This week we are going to learn about some of the dangers of electricity.

- Click [here](#) to learn about electrical dangers in the home.
- **Activity:** Can you spot the electrical dangers in this picture?

Spot the Electrical Dangers!



Can you think of 5 safety rules for your home? Write them onto the sheet or into your copybook.

1. Do not use electricity near water.

2. _____

3. _____

4. _____

5. _____

Suggested Schedule and Guidance for Work - May 11th- 15th

Geography- People at Work

Look at this map of a town. Can you think of the different people who might work in this town? Look at each building and think about who works in each one. How many different workers you can think of? Click [here](#) to see an interactive version of this poster if you like.



Can you figure out who these workers are? Use words from the box below to help you.

Who am I?	Answer
I work in a bakery...	
You come to see me if you have a sore tooth...	
I work in a library...	
I work in a shop...	
I work in a garage and fix cars...	
I work in a car and bring you places you need to go...	
I help people cross the road...	
I help people who are sick...	
I drive a lorry and deliver things...	
I fix the roads if they need mending...	
You bring your pet to see me if they are sick...	
I bring your food and drinks to you in a café or restaurant...	

road worker	vet	lollipop person	taxi driver	dentist	librarian
lorry driver	mechanic	doctor	shopkeeper	baker	waiter